

# Pushbutton Switches

with Push-In Plus technology

A22N-P/A30N-P (Pushbutton Switches, Selector Switches)

M22N-P (Indicators)

A22NE-P (Emergency Stop Switch)

Bringing Advances to Control Panels  
with Labor-saving and Downsizing



- Improved workability in wiring and installation
- Pushbutton with Push-In Plus technology for easy wiring
- Changes to the wiring direction and a shorter body provide freedom in the layout

# New Value For Control Panels

Control Panels: The Heart of Manufacturing Sites.

Evolution in control panels results in large evolution in production facilities.

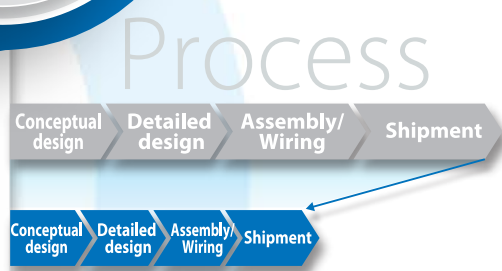
And if control panel design, control panel manufacturing processes, and human interaction with them are innovated, control panel manufacturing becomes simpler and takes a leap forward.

OMRON will continue to achieve a control panel evolution and process innovation through many undertakings starting with the shared Value Design for Panel \*1 concept for the specifications of products used in control panels.

### \*1 Value Design for Panel



Our shared Value Design for Panel (herein after referred to as "Value Design") concept for the specifications of products used in control panels will create new value to our customer's control panels. Combining multiple products that share the Value Design concept will further increase the value provided to control panels.



Panels

People



# Bringing Advances to Control Panels with Labor-saving and Downsizing


## Pushbutton with Push-In Plus technology Added to Lineup.

The OMRON Push-In Plus technology of products has now been advanced further with the addition of new Pushbutton Switches to the 22 dia./30 dia. series. These products offer new value through further reductions to the work necessary and a more compact design.



# Improved Workability in Wiring and Installation

Rear Insertion Is Used, So the Wiring Part Can Be Checked Directly and Insertion Is Easy



## Safety Locked by Sliding One Piece during the Installation

Only one step is required for a safety lock.  
Only two steps are required for easy removal.



# Push-In Plus technology for Easy Wiring

**Just Insert Wires: No Tools Required**  
 Now you can use Push-In Plus technology to reduce the time and work involved in wiring.


Greatly Reduce Wiring Work with Push-In Plus technology



Conventional screw terminal blocks OMRON Push-In Plus terminal block  
 \*Information for Push-In Plus and screw terminal blocks is based on OMRON's actual measurement value data.

## Screwdriver Held in Place to Free Both Your Hands

Optimized shape to hold the screwdriver was created by the resin parts and the spring. Work goes smoothly when connecting stranded wires directly to the terminal because it's easier to aim at the desired terminal.



## Easy to Insert

OMRON's Push-In Plus technology are as easy as inserting to an earphone jack. They help reduce the work load and improve wiring quality.

## Held Firmly in Place


Even though less insertion force is required, the wires are held firmly in place. The advanced mechanism design technology and manufacturing technology produced a spring that ensures better workability and reliability.

IEC standard (cable diameter)	Push-In Plus terminal block	Screw terminal block
20 N min. (AWG20, 0.5 mm <sup>2</sup> )	<b>125 N</b>	112 N

\*Information for Push-In Plus and screw terminal blocks is based on OMRON's actual measurement value data.

## No Retightening Required

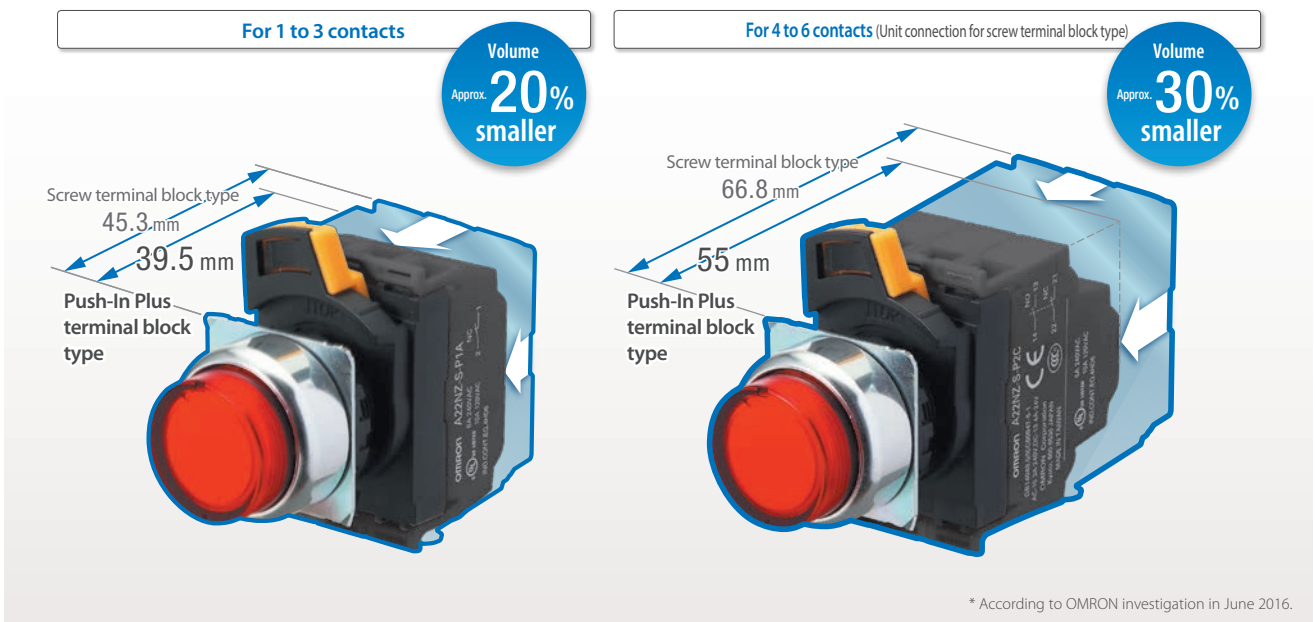
Tightening screws is necessary for screw terminal blocks, but with Push-In Plus technology, there is no need for retightening. This reduces works for wirings, inspections, delivery (shipping), or maintenance.



# Changes to the Wiring Direction and a Shorter Body Provide Freedom in the Layout

## The Body Approximately 20% Shorter Than That of the Screw Terminal Block Type for Thinner Control Panels

We have taken every effort to reduce the body length in the design and realized a short body that is in the smallest class\* in the industry. This contributes to reductions of the panel thickness.



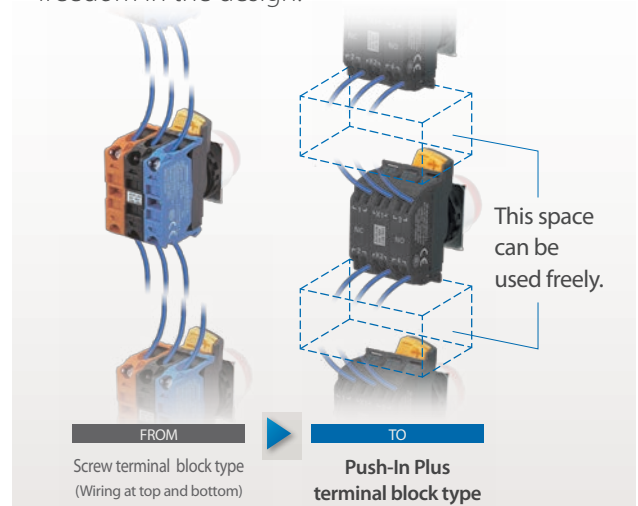
## Lighting Units for Lighted Switches are the Same Size as Contact Blocks

The size of Lighting Units is reduced in the same ways as Contact Blocks.






## No Need to Secure Space Above and Below for Wiring







Rear insertion is used to improve the freedom in the design.







## Product Lineup Set Model Numbers

Type	Size	Push-In Plus terminal block type			Screw terminal block type			
Pushbutton Switch	22 dia.	A22NN-P/A22NL-P				A22NN/A22NL		
	30 dia.	A30NN-P/A30NL-P				A30NN/A30NL		
Selector Switch	22 dia.	A22NS-P/A22NW-P				A22NS/A22NW		
	30 dia.	A30NS-P/A30NW-P				A30NS/A30NW		
Key-type Selector Switch	22 dia.	A22NK-P				A22NK		
	30 dia.	A30NK-P				A30NK		
Indicator	22 dia.	M22N-P				M22N		
Emergency Stop Switch	30 dia.	A22NE-S-P				A22E-S		
	40 dia.	A22NE-M-P				A22E-M/A22EL-M		
	60 dia.	A22NE-L-P				A22E-L		

## Button Profile Pushbutton Switches

	Button		Profile			
	Bezel	Button	Flat	Projected	Full-guard	Mushroom
A22N	Plastic	Red				
		Blue				
		Yellow			—	
A30N	Brushed metal	Red				

## Emergency Stop Switch

		30 dia.	40 dia.	60 dia.
A22NE	Lighted			
	Non-lighted	—		—

## Color Variation on Button

		Red	Green	Yellow	White	Blue	Black	Orange	Opaque white
Non-lighted Switches	Opaque							—	—
	Transparent						—		—
Lighted Switches	When not lit						—		
	When lit						—		

## Products That Create New Value in Control Panels



Switch Mode Power Supplies S8VK-S



Uninterruptible Power Supply (UPS) S8BA



Power Monitors KM-N2/KM-N3



Machine Automation Controllers NX Series NX1P



EtherCAT Slave Terminals NX Series NX-IO



Measuring and Monitoring Relays K8DT



Solid-state Timers H3DT




Solid-state Timers H3Y(N)-B



Solid-state Timers H3RN-B



Liquid Leakage Sensor Amplifiers K7L-B



DIN Track Terminal Blocks XW5T



Sockets for Relays with Forcibly Guided Contacts (for G7SA) P7SA-PU



Common Sockets (for MY/H3Y(N)-B) PYF-PU(L)



Common Sockets (for G2R-S/H3RN-B/K7L-B) P2RF-PU



Slim I/O Relays G2RV-SR



Slim I/O Relays G3RV-SR



I/O Relay Terminals G70V



Digital Temperature Controllers E5CD-B/E5ED-B



Pushbutton Switches A22N-P/A30N-P/M22N-P



Emergency Stop Switches A22NE-P



Solid State Relays for Heaters G3PJ



Digital Temperature Controllers E5CC-B/E5EC-B

Panel Assist Web

[www.ia.omron.com/solution/panel/](http://www.ia.omron.com/solution/panel/)



Refer to the A22N/M22N/A30N Pushbutton Switches/Selector Switches/Indicators Datasheet (Cat. No. A254), A22E/A22NE-P Emergency Stop Switch (Cat. No. A262) for details. Before you place an order, please read and understand "Agreement for Using the Product" available on Omron's latest "Best control devices Omron", "General Brochure" or Omron's website.

**OMRON Corporation Industrial Automation Company**  
Kyoto, JAPAN

Contact: [www.ia.omron.com](http://www.ia.omron.com)

### Regional Headquarters

**OMRON EUROPE B.V.**  
Wegalaan 67-69, 2132 JD Hoofddorp  
The Netherlands  
Tel: (31)2356-81-300/Fax: (31)2356-81-388

### OMRON ASIA PACIFIC PTE. LTD.

No. 438A Alexandra Road # 05-05/08 (Lobby 2),  
Alexandra Technopark,  
Singapore 119967  
Tel: (65) 6835-3011/Fax: (65) 6835-2711

### OMRON ELECTRONICS LLC

2895 Greenspoint Parkway, Suite 200  
Hoffman Estates, IL 60169 U.S.A.  
Tel: (1) 847-843-7900/Fax: (1) 847-843-7787

### OMRON (CHINA) CO., LTD.

Room 2211, Bank of China Tower,  
200 Yin Cheng Zhong Road,  
PuDong New Area, Shanghai, 200120, China  
Tel: (86) 21-5037-2222/Fax: (86) 21-5037-2200

Authorized Distributor:

© OMRON Corporation 2016-2017 All Rights Reserved.  
In the interest of product improvement,  
specifications are subject to change without notice.  
CSM\_2\_2\_0917

Cat. No. A253-E1-02

0917 (0916)