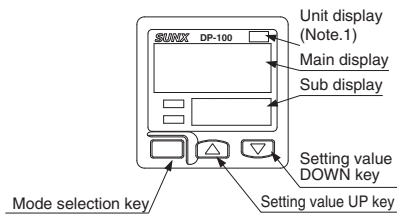


## Changing the unit of the pressure display

### ⚠ WARNING

- Do not set the pressure unit other than the unit other pressure display. If the settings are changed, cleaner Box may cease to operate correctly.
- Japanese Measurement Laws prohibit the use of this product in Japan.

## 1 NAMES OF EACH PART

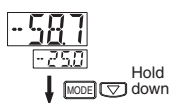


(Note.1) If set the pressure unit other than 'MPa', attach the unit switching label corresponds to the set pressure unit.

## 2 MENU SETTING MODE

- When the mode selection key is held down for two seconds, the menu setting mode will open. (Note.2)

<Key lock set>



< Key lock release >



Automatic

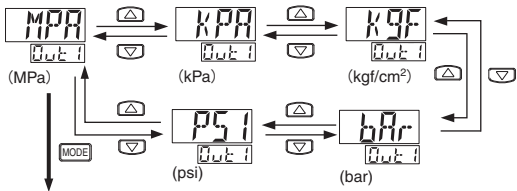


↓ MODE Press for 2 sec.

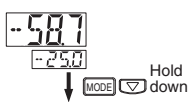


↓ MODE Press for 5 times.

<Change units>



<Key lock set >



<Key lock set>



Automatic



( Note.2) Since the leftmost setting items are the default settings, do not change the pressure sensor settings. If the settings are changed, cleaner box may cease to operate correctly.