

AC Servomotors / Linear Motors / Servo Drives

G5 Series

The Preeminent Servo That Revolutionizes Motion Control



» EtherCAT

» High Speed and High Precision

» International Safety Standards

Higher Throughput and Shorter Tact Time, Plus Improved Machine Safety



High Speed and High Precision


Fastest speed response frequency in industry at 2 kHz

Safety

Conforms to the latest international safety standards

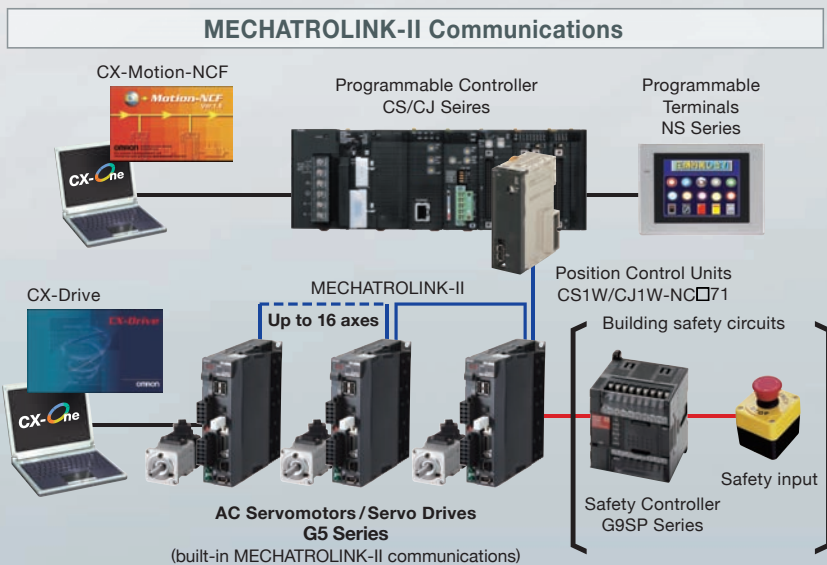
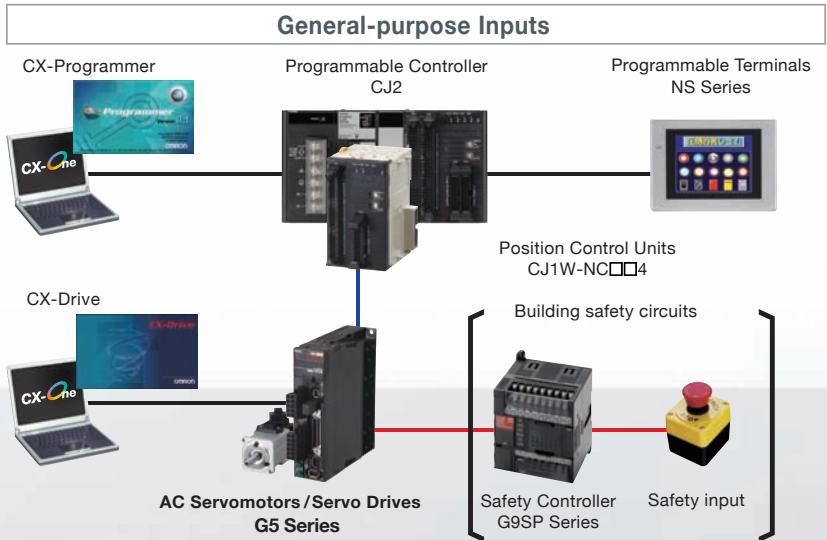
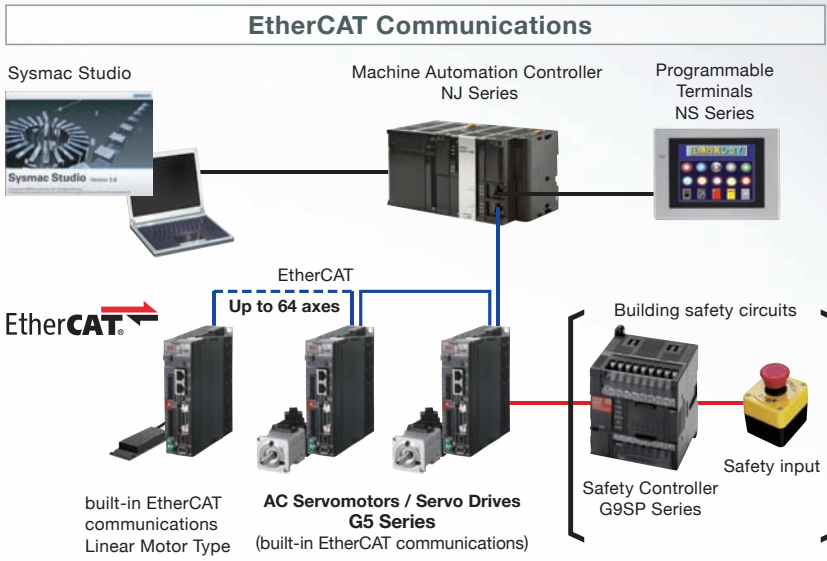
Reduced TCO

Advanced autotuning



Achieve the fastest position control in the industry by combining the G5 with an OMRON Controller.

System Configuration Example



Sysmac is a trademark or registered trademark of OMRON Corporation in Japan and other countries for OMRON factory automation products. Windows is either registered trademarks or trademarks of Microsoft Corporation in the United States and/or other countries. EtherCAT® is registered trademark and patented technology, licensed by Beckhoff Automation GmbH, Germany. Other company names and product names in this document are the trademarks or registered trademarks of their respective companies.

The product photographs and figures that are used in this catalog may vary somewhat from the actual products. Microsoft product screen shot(s) reprinted with permission from Microsoft Corporation.

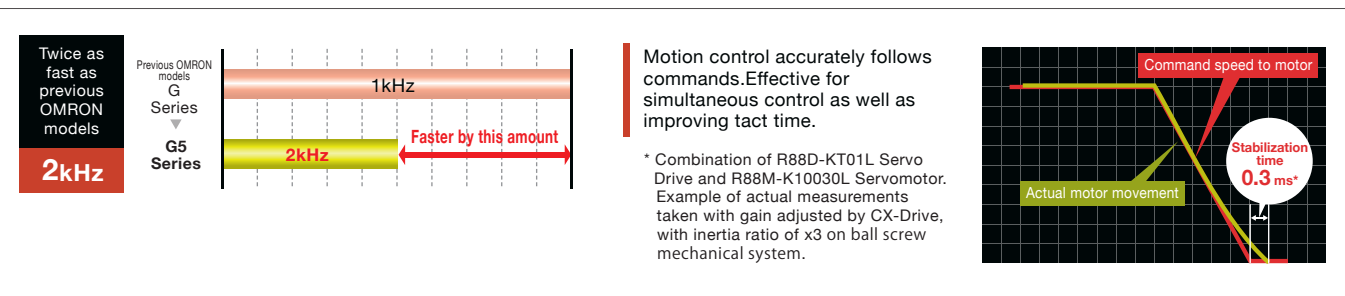
Provide Tact Time Improvement and Hig



Industry Top-class Tracking Performance

Speed Response Frequency of 2 kHz

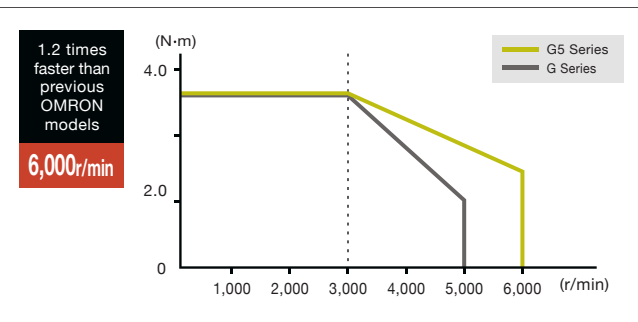
Speed response is representative of servo system characteristics. In the G5, the industry's fastest response has been achieved at 2 kHz. By improving the speed response by twice compared to previous OMRON models, the stabilization time has been shortened and this contributes to tact time reduction.



Reduced Tact Time with Higher Speed

Maximum rotation speed : 6,000 r/min*

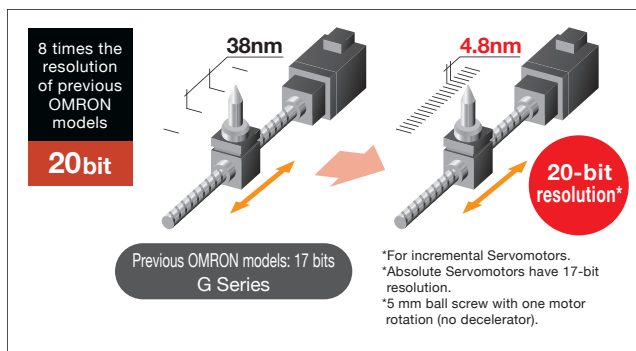
The maximum rotation speed of R88M-series Servomotors has increased to 6,000 r/min, resulting in high-speed positioning that can reduce tact time. *Applicable to 100 V/200 V models with 750 W or less.



Best Positioning Accuracy

Featuring a 20-bit high-resolution incremental encoder

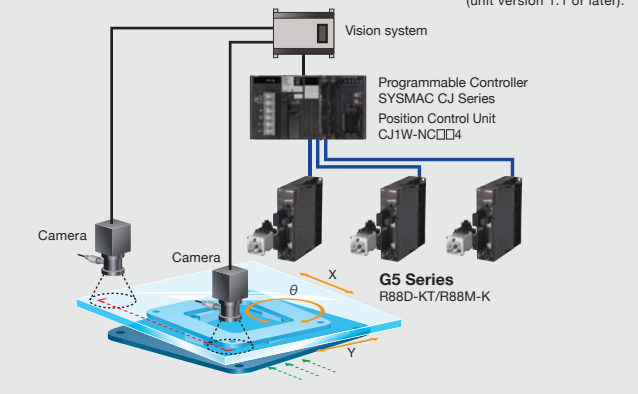
High-precision positioning can be achieved with the built-in encoder, 8 times the resolution of previous OMRON models at 20 bits.



Example of High-speed/High-precision Application

- High-Speed and, High-Precision Position Control Using Camera Compensation
- The pulse output startup time of 0.1 ms enables High-Speed camera compensation.

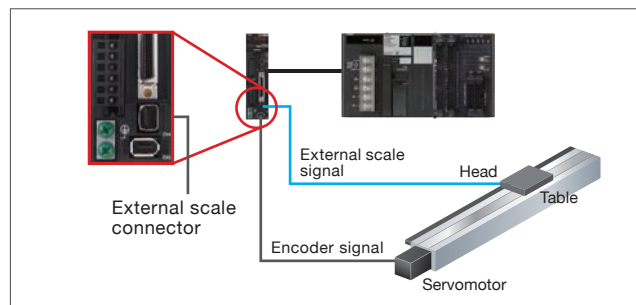
Note: Using a CJ2 CPU Unit (unit version 1.1 or later).



High-precision Positioning

Fully Closed Loop Control Is a Standard Feature

High-precision and high-response positioning can be realized without being affected by temperature changes by determining the position using direct feedback of the control position from the external scale, to enable using fully closed loop control without options. (The external scale connector terminal is a standard feature.)

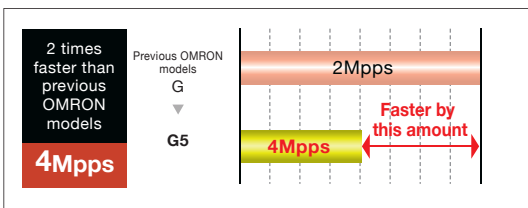


Safety Motion Control That Provides Safety and Reliability

High-speed and High-precision Positioning

Pulse input response frequency: 4 Mpps

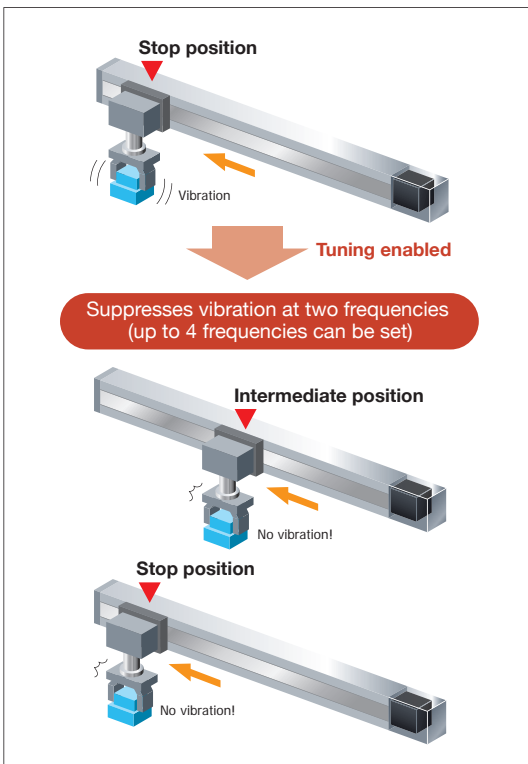
The Servo Drive response to command pulses is 4 Mpps, twice that of previous OMRON models. Response delays are thus reduced enabling high-speed and high-precision positioning.



Ideal for Applications That Require High Accuracy

Improved vibration control function


With the vibration control function, if the tip of the device is vibrating, the vibration frequency can be set to remove the vibration. It can also be used to suppress vibration resulting from starting and stopping the device, allowing precise movement.



Conforms to the Latest International Standards

Safety and Productivity

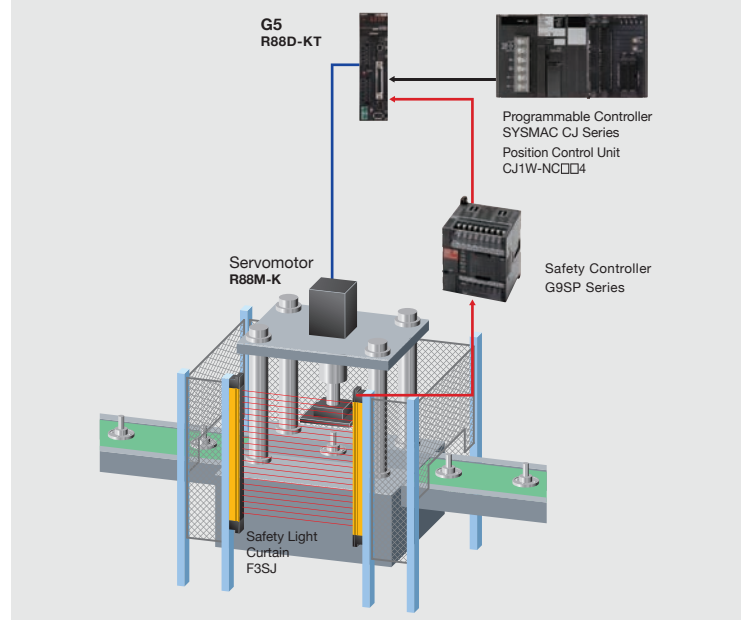
The G5 was the first to acquire international standard IEC 61800-5-2 (STO) for motion control in the industry within Japan. It also conforms to the European Directives ISO 13849-1(PLC,d) * and EN 61508 (SIL2). Safety control circuits can be constructed with the Servo Drive, delivering both safety and productivity.



* Refer to General Specification of Servo Drive for the compliance of international standards.

Safety Motion Application Example

- Safety interlocks can be controlled by combining a Safety Light Curtain and Safety Motion Control.



Easy Adjustment and Reduce works to

Complete Support from Setup to Maintenance

Software

How to Select Required Support Software for Your Controller

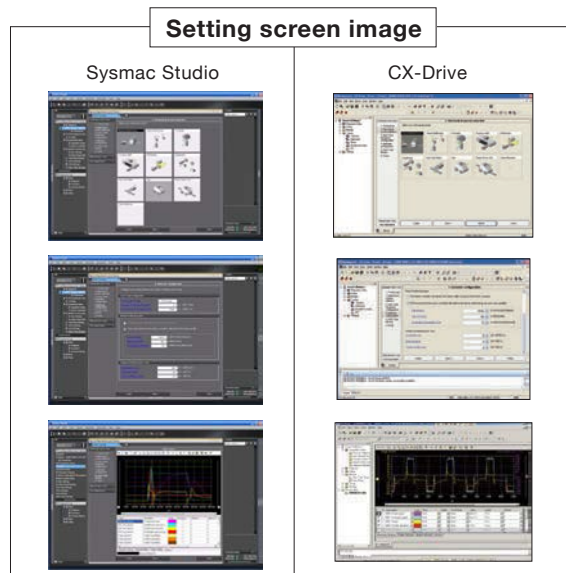
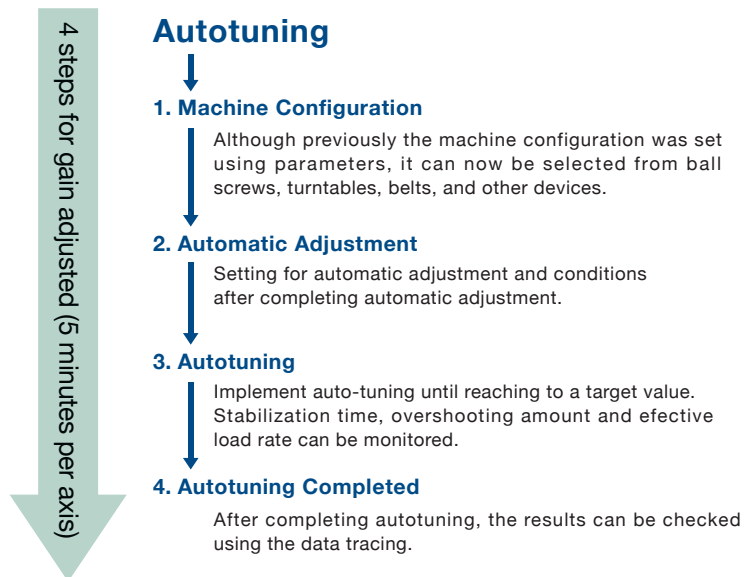
The required Support Software depends on the Controller to connect. Please check the following table when purchasing the Support Software.

| Item | Omron Machine Automation Controller System | Omron PLC System |
|----------------------|-------------------------------------------------------------------------------------------------------------------------------------------------------------------------------------------------------------------------------------------------------------------------------------------------------------------------------------------------------------------------------------------------------------------------------|---------------------------------------------------------------------------------------------------------------------------------------------------------------------------------------------------------------------------------------------------------------------------------------------------------------------------------------------------------------------------------------------------------------------------------------------------------|
| Controller | NJ-series | CS, CJ, CP, and other series |
| AC Servomotor/Drives | G5-series • EtherCAT Communications (Unit version 2.1 or later recommended) • EtherCAT Communications Linear Motor | G5-series • EtherCAT Communications • EtherCAT Communications Linear Motor • General-purpose input type(PulseTrain or Analog inputs) • MECHATROLINK-II Communications |
| Software | Automation Software Sysmac Studio The Sysmac Studio provides an integrated development environment to set up, program, debug, and maintain NJ-series Controllers and other Machine Automation Controllers, as well as EtherCAT slaves. Setting, adjustment, monitoring/tracing with the Servo Drive can be done via an EtherCAT network. <Connecting method with the Servo Drive> - Connection via the NJ | FA Integrated Tool Package CX-One The CX-Drive software allows you to set, transfer, and compare Servo Drive parameters, to perform trial operation and adjustments, and to monitor and trace operation. CX-Drive is bundled in CX-One. <Connecting method with the Servo Drive> - Direct connection with the Servo Drive. - Connection via a PLC (possible with the Servo Drive with built-in EtherCAT communications function) |

Simple Gain Adjustment

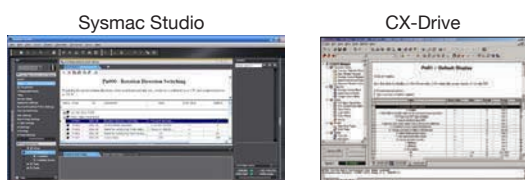
Quickly adjust the gain using a wizard.

The autotuning feature provided with the CX-Drive makes it easy to adjust the Servo Drive gain. You can use a wizard to complete gain adjustment in approximately five minutes or less per axis simply by selecting the machine configuration and entering the target set time.



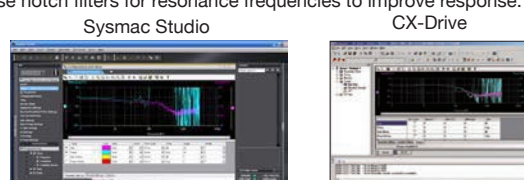
Editing Parameters

- Operation is as easy as with a digital operator.
- Easily set parameters for Inverters and Servo Drives.



Simple FFT

- Device frequency characteristics can be easily measured to analyze resonant frequencies.
- Use notch filters for resonance frequencies to improve response.



System Start-up

Automatic damping control setting

Settings for damping control for the axis at the tip of the machine in a short time

Automatic damping control setting function is useful to execute damping control for Servo Drives. Manual settings will not be necessary. JOG operation, measuring vibration and parameter settings can be made on one screen.

2 steps for damping filter settings (5 minutes per axis).

Starting automatic damping control setting

1. Measuring machine vibration

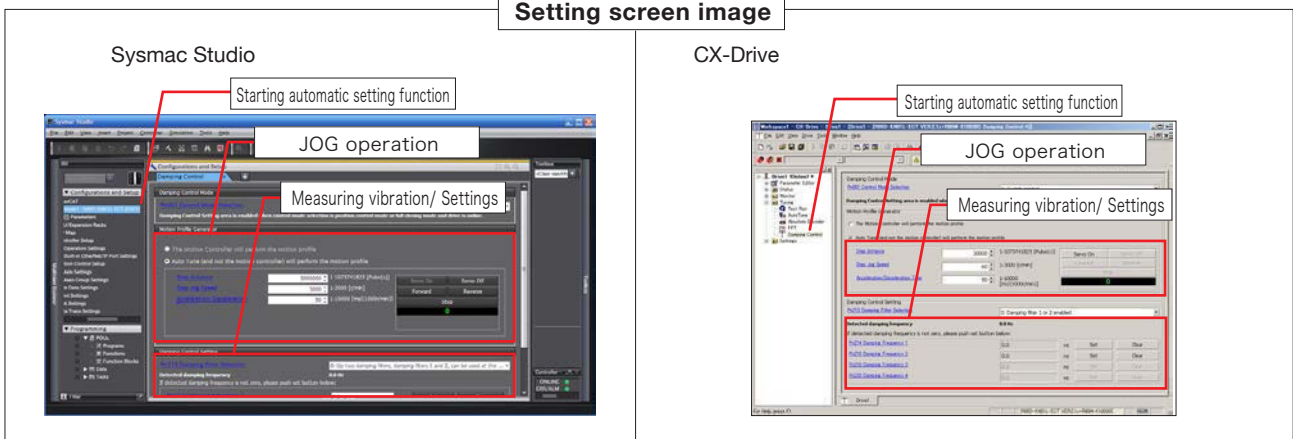
Automatically measures vibration frequency by starting JOG operation from the software or operation executed by the Controller.

2. Damping filter setting


Apply the damping filter 1 to 4 for the measured vibration frequency. Vibration can be suppressed by setting the filters.

Damping control filter setting completed

Setting screen image



Machine Automation Controller NJ-series and AC Servomotor/Drives G5-series with built-in EtherCAT Communications


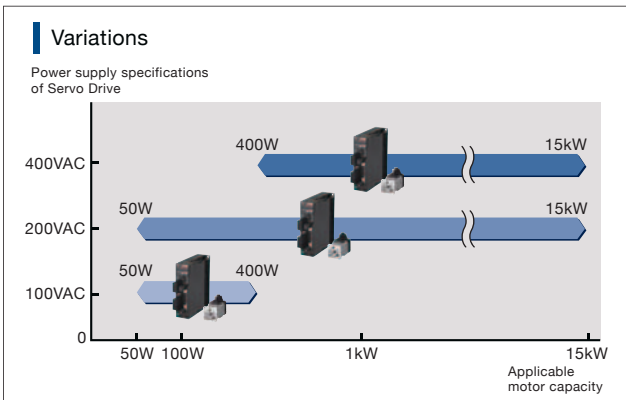


Easy Adjustment and Reduce works to System Start-up

Globalization

Lineup of 400VAC Servomotors

Servomotors are available for 100VAC, 200VAC, and 400VAC. And they conform to international safety standards for easy application anywhere worldwide.



Reduced Work with Increased Monitor Functions

Monitoring for preventive maintenance have been improved.

Example of easier operation with improved monitoring.

Monitoring the Total Run Time When the Main Circuit Is ON

Monitoring the Causes of why the servo motor does not rotate*


A function has been provided that monitors the causes of why the Servo motor does not move even though a rotation command has been sent.

* Supported by the Servo Drive Analog/Pulse train type only.

Flexible cable pull-out direction

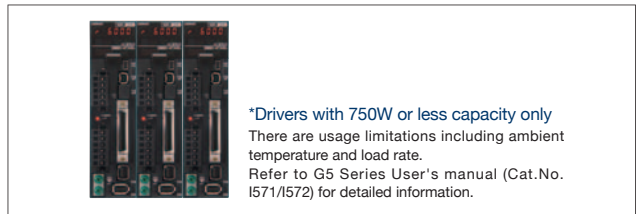
Direct connectors for power cable, encoder cable, and brake cable connection.

In case that user creates motor cables, cable pull-out direction can be changed by 180 degree. (Refer to G5 Series User's manual (Cat.No. I571/I572) for the information about applicable motor capacity and connection method).
If you use cables provided by Omron, cable pull-out direction is limited to only one direction.



Side by side installation to save space

Possible to install multiple drivers side by side.



Servomotors Conform to IP67

(Excluding through-shaft parts, connector pins of Servomotor Connector and connector pins of Encoder Connector)

The power cable and encoder cable also conform to IP67

*Applicable to 3 to 20m cables of 100V/200V models with 750W or less.

The Servomotor provides IP67 protection, enhancing resistance to the environment.



Reduced Stabilization Time by Suppressing Vibration

60% cogging torque reduction (compared to previous G models)

Motor torque variation is reduced due to a 60% reduction in the cogging torque, resulting in high-precision positioning. This enables smooth operation at low speeds.

Lineup of Linear Motors to Achieve Higher Speed and Higher Precision

Inherited functions and performance of G5 series with EtherCAT communications

EtherCAT

Linear motors joined the lineup and the following functions of G5 series achieve higher speed and higher precision.

- * High-speed communication via EtherCAT communications at 100 Mbps
- * Autotuning for simple adjustment
- * Useful damping control function to improve device quality
- * Safety function STO (Safe Torque Off)



Reduced tact time with higher speed

Higher speed by direct drive

Significantly higher speed than ball screws contributes to make G5 series suitable for faster device application and reduce tact time.

Maximum speed 16 m/s*

* This value is for R88L-EC-GW0309 200VAC motor. It is limited by power supply voltage, model, linear guide, linear scale, and load.

High-precision positioning

Available with various linear scales

High-precision and high-speed positioning Maximum speed at 0.01 μm of scale resolution for serial communications: 4 m/s*

* This value is for Servo Drive. It is limited by the scale specifications.

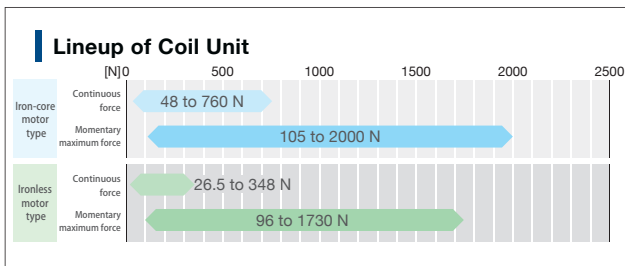
Available linear scale

Serial communications (incremental/absolute), phase A/B/Z pulse type

Selectable motors suitable for device

Iron-core motor type and ironless motor type

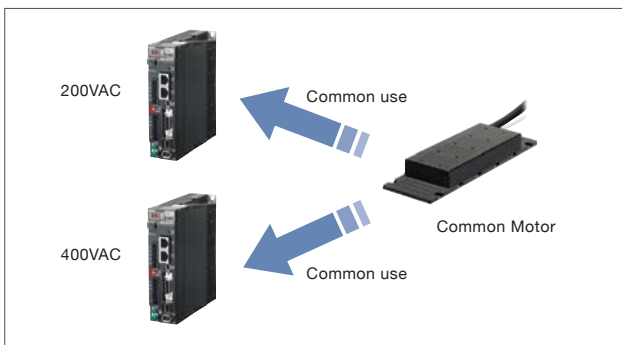
You can choose between compact and high-thrust iron-core motor type and cogging-free ironless motor type with excellent speed stability



Power supply voltage sharing iron-core motor

Using the same Iron-core motor for 200VAC/400VAC

Iron-core motor type The same motor can be used for 200VAC and 400VAC. The same maintenance parts for motors can be used regardless of device and user.



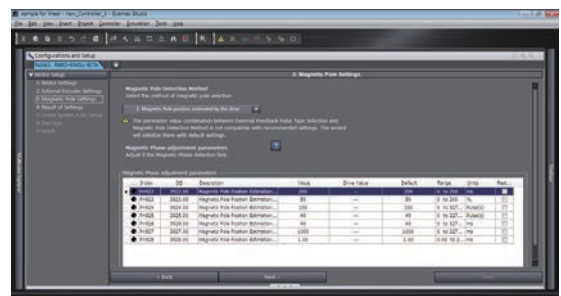
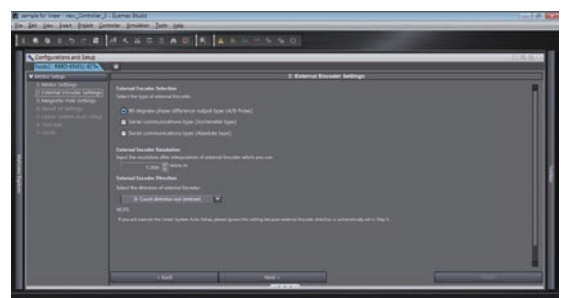
Quick setup

Automatic setup

Automatic setup for motor parameters by selecting the motor.

A wizard helps set the scale direction, magnetic pole, or current gain automatically.

<Sysmac Studio> Setting screen image



The optimum combination can be found from a v model variations to handle various applications.

Servo Drive Variations

| | | G5 Series | | | |
|-----------------------|--------------------------------------------|-------------------------------------------------|------------------------------------------------------------|-------------------------------------------------|------------------------------------------------------------|
| | | EtherCAT Compatible Servo Drives | EtherCAT Compatible Servo Drives Linear Motor Type | Servo Drives Pulse/analog inputs | MECHATROLINK-II Compatible Servo Drives |
| | | R88D-KN□-ECT | R88D-KN□-ECT-L | R88D-KT | R88D-KN□-ML2 |
| Power supply | 100VAC | Single-phase | Single-phase | Single-phase | Single-phase |
| | 200VAC | Single/Three-phase | Single/Three-phase | Single/Three-phase | Single/Three-phase |
| | 400VAC | Three-phase | Three-phase | Three-phase | Three-phase |
| Motor Capacity/Force | 100VAC | 50 W, 100 W, 200 W, 400 W | 26.5 N, 48 N, 53 N, 58 N, 96 N, 117 N, 160 N, 175 N, 232 N | 50 W, 100 W, 200 W, 400 W | 50 W, 100 W, 200 W, 400 W |
| | 200VAC | Single-phase | 26.5 N, 48 N, 53 N | — | — |
| | | Single/Three-phase | 50 W, 100 W, 200 W, 400 W, 750 W, 900 W, 1 kW, 1.5 kW | 58 N, 80 N, 96 N, 117 N, 160 N, 175 N | 50 W, 100 W, 200 W, 400 W, 750 W, 900 W, 1 kW, 1.5 kW |
| | 400VAC | Three-phase | 2 kW, 3 kW, 4 kW, 4.5 kW, 5 kW, 6 kW, 7.5 kW, 11 kW, 15 kW | 232 N, 240 N, 320 N, 348 N, 608 N, 760 N | 2 kW, 3 kW, 4 kW, 4.5 kW, 5 kW, 6 kW, 7.5 kW, 11 kW, 15 kW |
| Interface | Command type | ECT | ECT | Pulse train, Analog | ML2 |
| Control modes | Control modes | Position control, Speed control, Torque control | Position control, Speed control, Torque control | Position control, Speed control, Torque control | Position control, Speed control, Torque control |
| | Control mode switching | Mode switching | Mode switching | Mode switching | Mode switching |
| Tuning functions | Vibration control | Vibration control *1 | Vibration control *1 | Vibration control *1 | Vibration control *1 |
| | Autotuning | AUTO 32 | AUTO 32 | AUTO 32 | AUTO 32 |
| | Realtime autotuning | Adaptive filter *2 | Adaptive filter *2 | Adaptive filter *2 | Adaptive filter *2 |
| Safety | Conforms to international safety standards | Safety | Safety | Safety | Safety |
| Servo Drive functions | Fully closed | Fully closed | Fully closed | Fully closed | Fully closed |
| | Torque limits | Torque limit *1 | Torque limit *1 | Torque limit *1 | Torque limit *1 |
| | Encoder output | ABS, INC 20 | — | ABS, INC 20 | ABS, INC 20 |
| | Internal set speeds | — | — | 8 speeds | — |

© Refer to Ordering Information for details on combining Drives and Servomotors. *1. Two limits. *2. Two adaptive filters and two notch filters.

Functions

| | | | |
|-----------------------------------------------------------------------------------------------------------------------------------------------------------------------|--------------------------------------------------------------------------------------------------------------------------------------------------------------------------------------------------------------------------------------------------|--------------------------------------------------------------------------------------------------------------------------------------------------------------------------------------------------|------------------------------------------------------------------------------------------------------------------------------------------------------------------------------------------------------|
| ECT ECT: EtherCAT high-speed Servo communications motion network. | Pulse train Pulse train: The speed and travel distance are input to the Servo as pulse trains. | Analog Analog: The speed and torque are input to the Servo as analog signals. | ML2 ML2: MECHATROLINK-II high-speed Servo communications motion network. (See note). |
| Position control Position control: Control is applied to move to the target position and then stop at the target position. | Speed control Speed control: Control is applied to change the linear or rotational speed. For example, speed control is used for applications such as turning grindstones, controlling welding speeds, and controlling feeding speeds. | Torque control Torque control: Control is applied to adjust the rotational force. Torque control is suitable for applications such as parts insertion, pressing, and screw tightening. | Mode switching Command control mode switching: Switching is possible between any two of the three control modes: position control, speed control, and torque control. |
| Vibration control Vibration control function: Vibration is suppressed by automatically setting a filter for the vibration frequency. | AUTO 32 Autotuning: This function automatically sets an appropriate gain based on the rigidity setting of the machine load; 32 levels of rigidity settings are possible. | ABS Absolute output: When the Controller power supply is turned ON, the Controller reads the Servo absolute position data to restore the absolute position. | INC 20 Incremental output: When the controller power supply is turned ON, operation is always started from the origin. A 20-bit resolution is provided on models with incremental outputs. |
| Adaptive filter Adaptive filter: The machine load inertia is calculated in realtime and the result is used to automatically set the optimum gain. | Safety Safety function: Conforms to IEC 61800-5-2 (STO), EN ISO 13849-1: 2008 (PLC,d), ISO13849-1: 2006(PLC,d) and EN 61508 (SIL2). | Fully closed Fully closed (fully closed loop control): Positioning using direct feedback of the current position from the external scale. | Torque limit Torque limit: Switching is possible between the first torque limit and the second torque limit to limit the Servomotor output torque. |
| 8 speeds Internal set speeds: Speed control according to the internal set speed that is set for the parameter. Up to 8 internal set speeds can be selected. | | | |

variety of functions and

Motor Variations

G5 Series AC Servomotor

Servomotors with EtherCAT Compatible, General-purpose inputs and MECHATROLINK-II Compatible Servomotors

R88M-K



G5 Series Linear Motor

Servomotors with EtherCAT Compatible Linear motor Type

R88L-EC-FW-□

R88L-EC-GW-□



| Motor type | Cylinder type | | |
|------------|----------------------|----------------------|----------------------|
| | 1000r/min | 2000r/min | 3000r/min |
| 50W | | | ABS INC INC 20 |
| 100W | | | ABS INC INC 20 |
| 200W | | | ABS INC INC 20 |
| 400W | | ABS INC INC 20 | ABS INC INC 20 |
| 600W | | ABS INC INC 20 | |
| 750W | | | ABS INC INC 20 |
| 900W | ABS INC INC 20 | | |
| 1kW | | ABS INC INC 20 | ABS INC INC 20 |
| 1.5kW | | ABS INC INC 20 | ABS INC INC 20 |
| 2kW | ABS INC INC 20 | ABS INC INC 20 | ABS INC INC 20 |
| 3kW | ABS INC INC 20 | ABS INC INC 20 | ABS INC INC 20 |
| 4kW | | ABS INC INC 20 | ABS INC INC 20 |
| 4.5kW | ABS INC | | |
| 5kW | | ABS INC INC 20 | ABS INC INC 20 |
| 6kW | ABS INC | | |
| 7.5kW | | ABS INC * | |
| 11kW | | ABS INC * | |
| 15kW | | ABS INC * | |

| Motor type | Iron-core | Ironless |
|------------|-----------|-----------|
| 26.5N | | Iron less |
| 48N | Iron core | |
| 53N | | Iron less |
| 58N | | Iron less |
| 80N | | Iron less |
| 96N | Iron core | |
| 117N | | Iron less |
| 160N | Iron core | |
| 175N | | Iron less |
| 232N | | Iron less |
| 240N | Iron core | |
| 320N | Iron core | |
| 348N | | Iron less |
| 608N | Iron core | |
| 760N | Iron core | |

* The rated speed is 1,500 r/min

Functions



absolute/Incremental output: The Servomotor can be switched between an absolute output and an incremental output. When an absolute output is selected and the Controller power supply is turned ON, the Controller reads the Servo absolute position data to restore the absolute position. A 17-bit resolution is provided on model with an absolute output and an incremental output.



Iron-core: Coil units consist of cores and coils. Compact and high-thrust type.



Incremental output: When the controller power supply is turned ON, operation is always started from the origin. A 20-bit resolution is provided on models with incremental outputs.

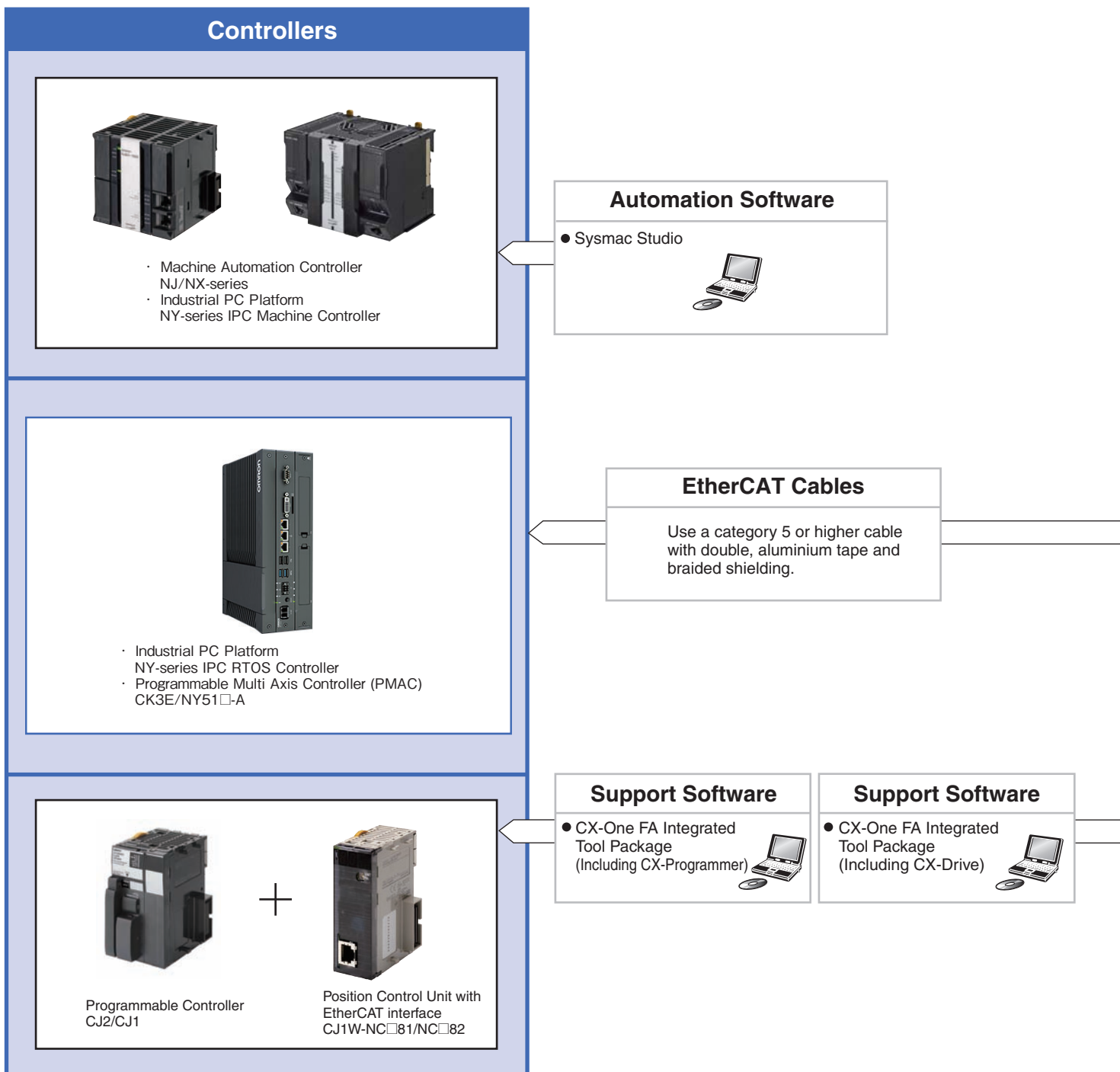


Ironless: Coil units do not include a core. Cogging-free type with excellent speed stability.

G5 Series AC Servomotor/Servo Drives with built-in EtherCAT Communications

R88M-K/R88D-KN□-ECT

System Configuration



Note: PMAC is an abbreviation for Programmable Multi Axis Controller.

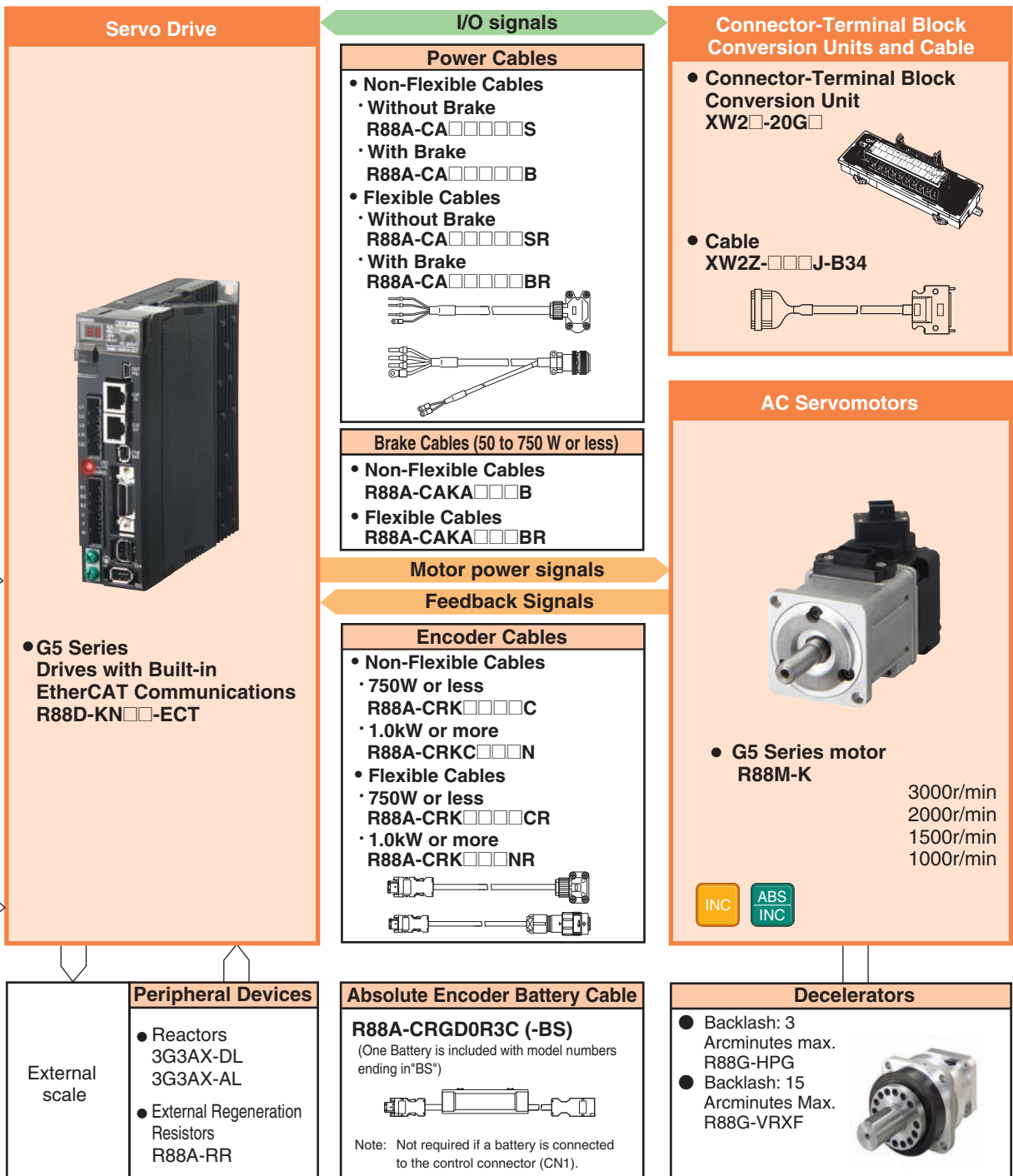
High-Speed and High-Precision G5 Series EtherCAT Communications with the Controller



- High-accuracy positioning with fully-closed control.
- Servo Drives for 400VAC globally widens applicable systems and environment, including large-scale equipment.
- Safe design and Safe Torque Off (STO) function.
- Vibration can be suppressed in acceleration/deceleration even in low-rigidity mechanical systems.

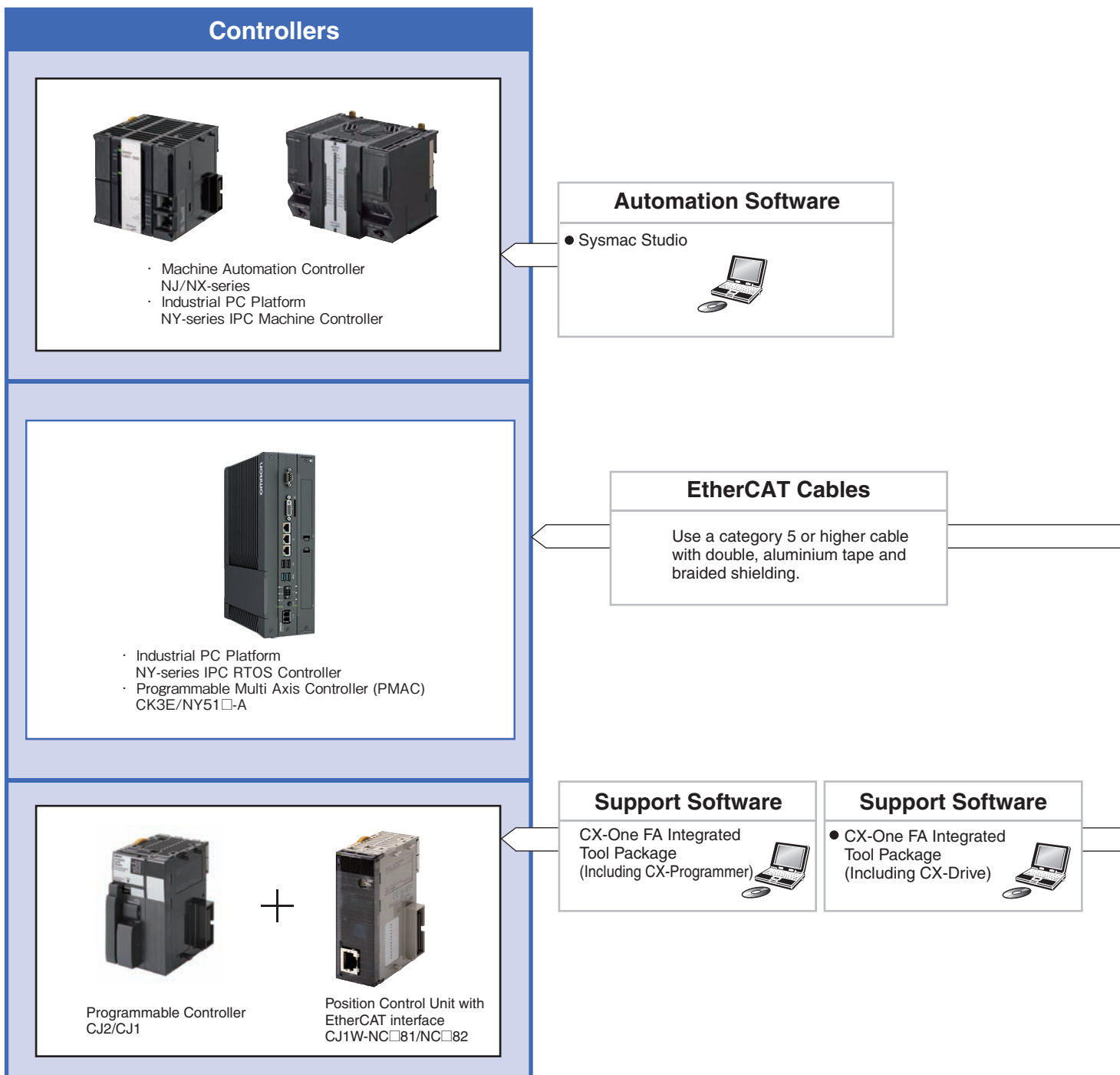


Ro



G5 Series Linear Motor/Servo Drives with built-in EtherCAT Communications Linear Motor Type R88L-EC/R88D-KN□-ECT-L

System Configuration

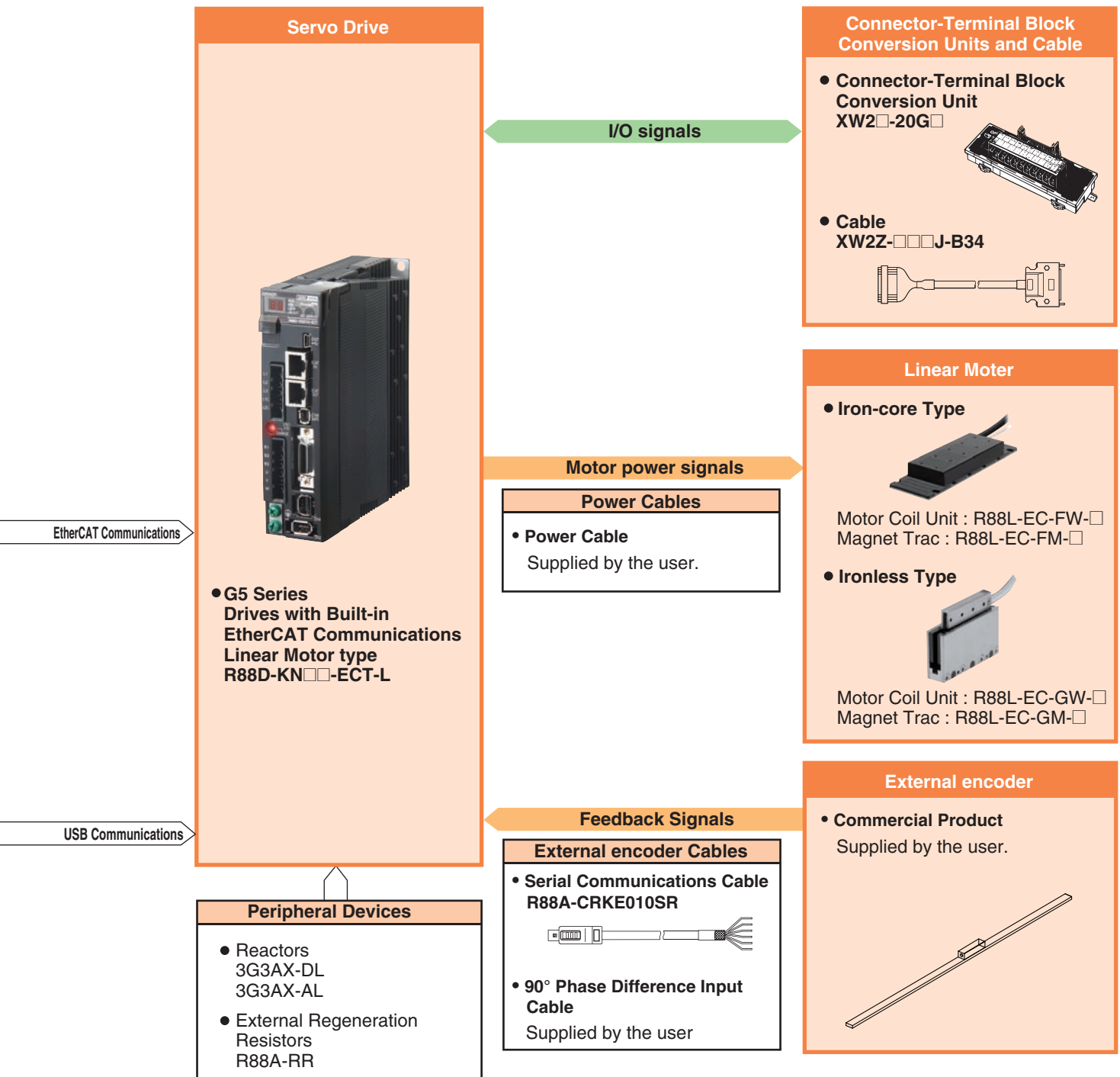


Note: PMAC is an abbreviation for Programmable Multi Axis Controller.

Linear Motor for Higher-speed and Higher-precision



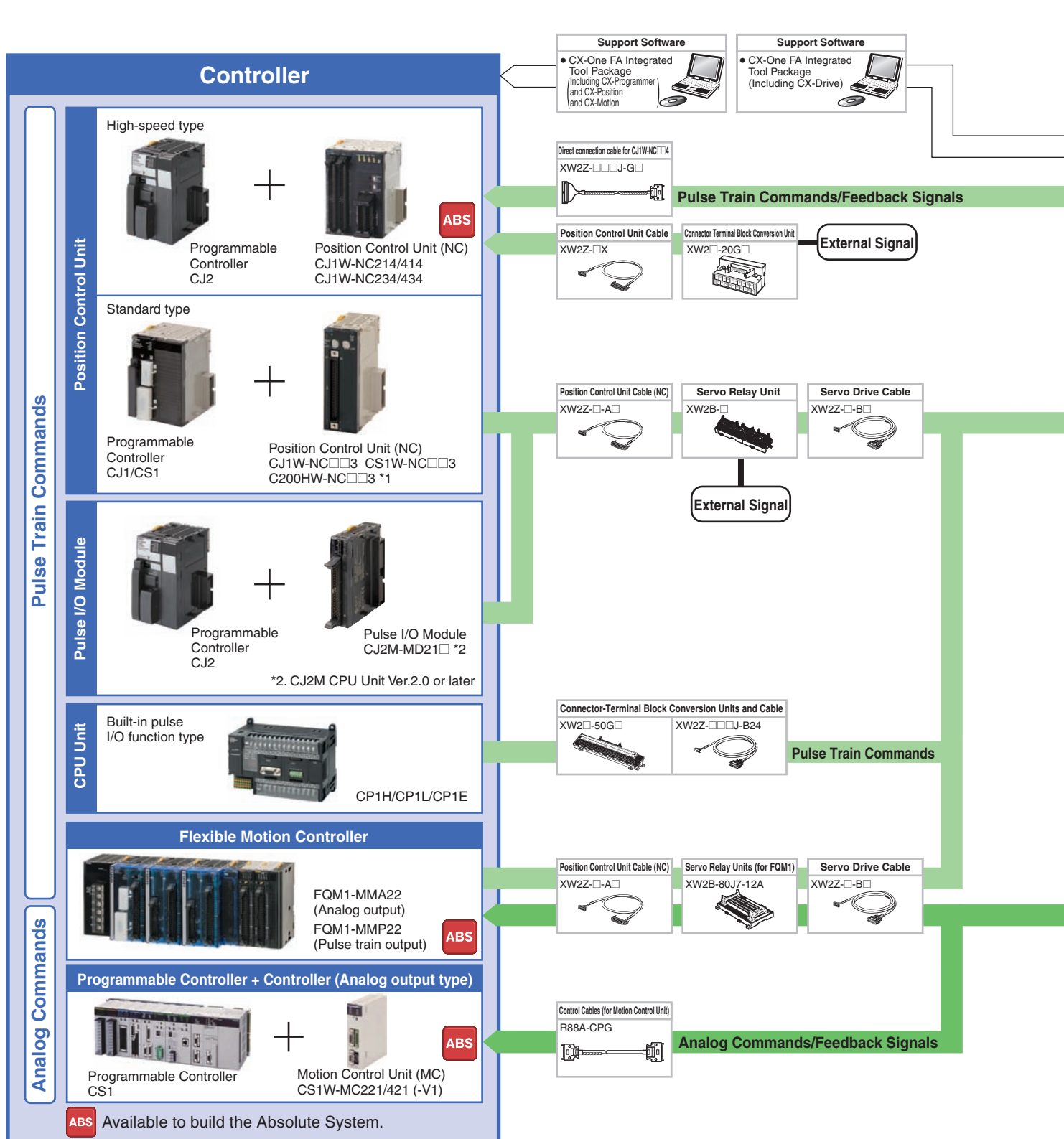
- Inherited functions and performance of G5 series and EtherCAT communications achieve high-speed and high-precision positioning.
- Lineup of compact and high-thrust iron-core motor type and cogging-free ironless motor type with excellent speed stability.
- Same Iron-core motor type for 200V AC and 400V AC.
- Quick setup by automatic setup function.



G5-series AC Servomotors/Servo Drives with General-purpose Pulse Train or Analog Inputs

R88M-K/R88D-KT

System Configuration



*1. C200HW-NC was discontinued.

The Preeminent Servo That Revolutionizes Motion Control



(Ro)

- Industry Top-class Tracking Performance.
Speed Response Frequency of 2 kHz.
- Best Positioning Accuracy*.
Featuring a 20-bit high-resolution incremental encoder.
* 8 times the resolution of previous OMRON models
- High-precision Positioning.
Fully Closed Loop Control Is a Standard Feature.
- Conforms to the Latest International Standards.
Safety and Productivity.
- Globalization. Lineup of 400 VAC Servomotors.

USB communications

Servo Drive



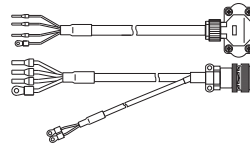
• G5 Series driver
R88D-KT

100 VAC
200 VAC
400 VAC

Motor power signals

Power Cables

- Non-flexible Cables
 - Without Brake
R88A-CA□□□□□S
 - With Brake
R88A-CA□□□□□B
- Flexible Cables
 - Without Brake
R88A-CA□□□□□SR
 - With Brake
R88A-CA□□□□□BR



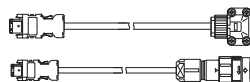
Brake Cables (50 to 750 W or less)

- Non-flexible Cables
R88A-CAKA□□□□B
- Flexible Cables
R88A-CAKA□□□□BR

Feedback Signals

Encoder Cables

- Non-Flexible Cables
 - 750W or less
R88A-CRK□□□□□C
 - 1.0kW or more
R88A-CRK□□□□□N
- Flexible Cables
 - 750W or less
R88A-CRK□□□□□CR
 - 1.0kW or more
R88A-CRK□□□□□NR



AC Servomotors



• G5 Series motor
R88M-K

3,000 r/min
2,000 r/min
1,500 r/min
1,000 r/min




Peripheral Devices

External scale

- Reactors
3G3AX-DL
3G3AX-AL
- External Regeneration Resistors
R88A-RR

Absolute Encoder Battery Cable

R88A-CRGD0R3C (-BS)
(One Battery is included with Servo Drivers with model numbers ending in "BS.")



* Not required if a battery is connected to the control connector (CN1).

Decelerators



- Backlash: 3 Arcminutes max.
R88G-HPG
- Backlash: 15 Arcminutes Max.
R88G-VRXF



R88M-K/R88D-KN□-ML2

System Configuration

Controllers (MECHATROLINK-II type)



Support Software

- CX-One FA Integrated Tool Package (Including CX-Programmer and CX-Position and CX-Motion)

Support Software

- CX-One FA Integrated Tool Package (Including CX-Drive)

MECHATROLINK-II

MECHATROLINK-II Cables

(With ring core and USB connector on both ends)
FNY-W6003-□□ (OMRON model number)

(Without ring core USB connector on both ends)
FNY-W6002-□□ (OMRON model number)

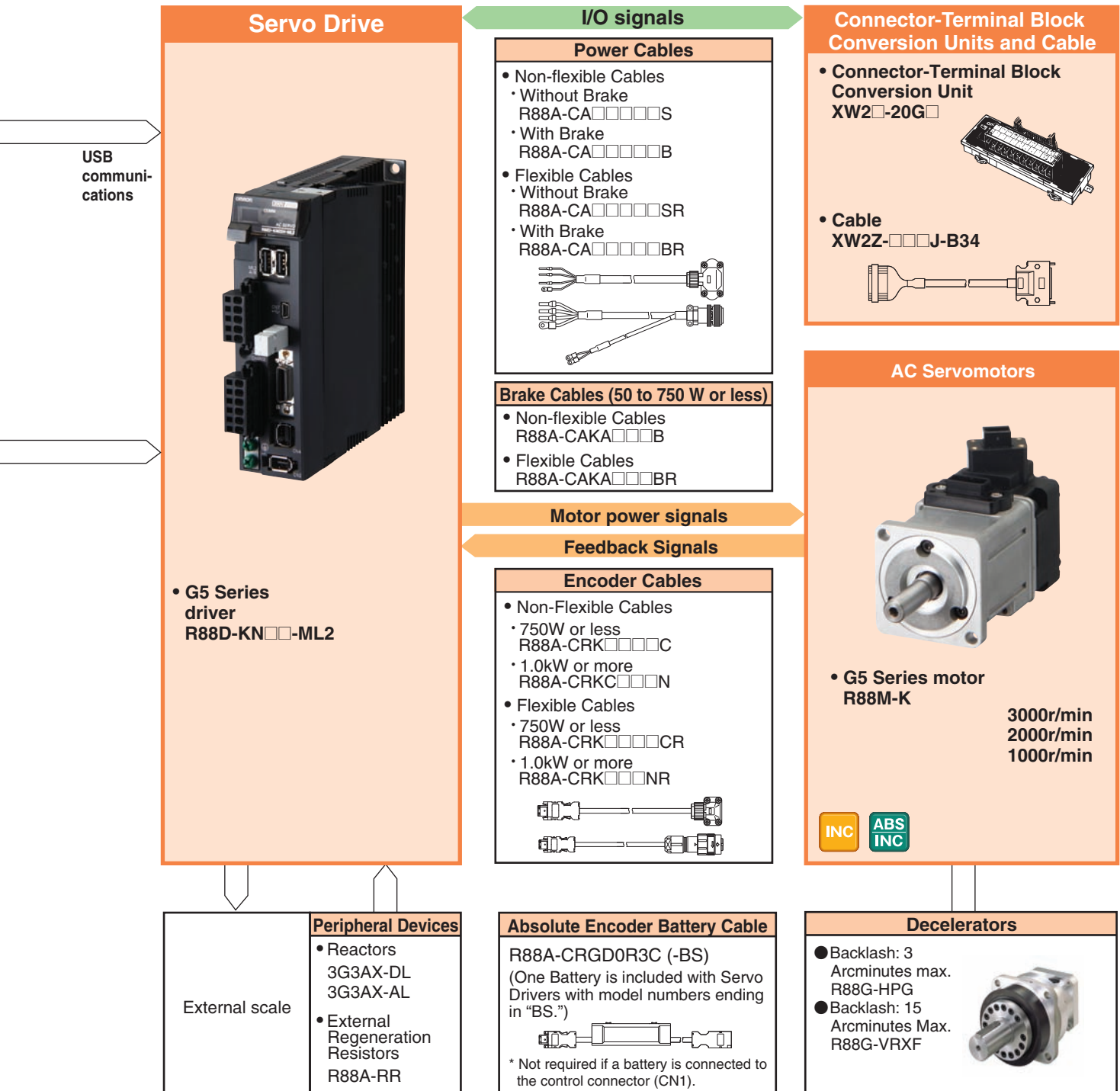
MECHATROLINK-II Repeater

| | | Maximum transmission distance | |
|-----------------------------|---------|-------------------------------|------------------------|
| | | 0 to 30 m | 30 to 50 m |
| Number of connected devices | 1 to 15 | Repeater not required. | Repeater not required. |
| | 16 | Repeater not required. | Repeater required. |



High-Speed and High-Precision G5 Series MECHATROLINK-II Communications with the Controller

- Data transfer using MECHATROLINK-II Communications:
All control data that can be interfaced between the Servo Driver and the Controller is transmitted using data communications. This enables maximizing the Servomotor performance without restricting the transmission performance of the control signals.
- Having a communications module built into the Servo Driver significantly saves space in the control panel.



Ordering Information

Product name AC Servomotors / Linear Motors / Servo Drives
G5-series

Interpreting Model Numbers..... B-2

- AC Servo Drive Rotary Motor Type Model Numbers
- AC Servo Drive Linear Motor Type Model Numbers
- AC Servomotor Model Numbers
- Linear Motor Model Numbers
- Understanding Decelerator Model Numbers
(Backlash = 3' Max./Backlash = 15' Max.)

Table of AC Servomotor Variations B-5

Ordering Information..... B-6

AC Servo Drives..... B-6

- EtherCAT Communications
- Linear Motor with built-in EtherCAT communications
- General-purpose Inputs
- MECHATROLINK-II Communications

AC Servomotors..... B-7

Linear Motors B-12

Decelerators (Backlash = 3' Max./Backlash = 15' Max.) B-14

Accessories and Cables..... B-16

- Connection Cables (Power Cables, Brake Cables, Encoder Cables)
(Non-flexible Cables)
(Flexible Cables)
- Cable/Connector
- Control Cables
 - For General-purpose Inputs
- Communication Cables
 - For MECHATROLINK-II Communications
 - For EtherCAT Communications
- Peripheral Devices
(External Regeneration Resistors, Reactors, Mounting Brackets)
- Support Software

Combination table B-25

- AC Servo Drive and Servomotor Combinations
- AC Servomotor and Decelerator Combinations
- Linear Motor and AC Servo Drive Linear Motor Type Combinations
- Controller Combinations
- Cable Combinations

Related Manuals B-37

As a Sysmac Device, the G5-series AC Servomotor/Servo Drive with Built-in EtherCAT Communications is designed to provide optimal functionality and enhanced operability when used in conjunction with a Machine Automation Controller such as NJ series and the automation software Sysmac Studio. Sysmac Device is a generic term for OMRON control devices such as an EtherCAT Slave, designed with unified communications specifications and user interface specifications.

When connecting a Servo Drive to the NJ5 series Machine Automation Controller, it is recommended that you use the Servo Drive with Built-in EtherCAT Communications, R88D-KN□□□-ECT, with unit version 2.1 or later.

AC Servomotor/Drive G5-series

Interpreting Model Numbers

AC Servo Drive Rotary Motor Type Model Numbers

R88D-K N 01 H -ECT

(1) (2) (3) (4) (5)

| No | Item | Symbol | Specifications |
|-----|----------------------------------------|--------|-------------------------------------|
| (1) | G5-series Servo Drive | | |
| (2) | Drive Type | T | Analog input/Pulse train input type |
| | | N | Communication type |
| (3) | Maximum Applicable Servomotor Capacity | A5 | 50 W |
| | | 01 | 100 W |
| | | 02 | 200 W |
| | | 04 | 400 W |
| | | 06 | 600 W |
| | | 08 | 750 W |
| | | 10 | 1 kW |
| | | 15 | 1.5 kW |
| | | 20 | 2 kW |
| | | 30 | 3 kW |
| | | 40 | 4 kW |
| | | 50 | 5 kW |
| | | 75 | 7.5 kW |
| | | 150 | 15 kW |
| (4) | Power Supply Voltage | L | 100 VAC |
| | | H | 200 VAC |
| | | F | 400 VAC |
| (5) | Network type | Blank | General-purpose Inputs |
| | | -ML2 | MECHATROLINK-II Communications |
| | | -ECT | EtherCAT Communications |

AC Servo Drive Linear Motor Type Model Numbers

R88D-K N 01 H -ECT -L

(1) (2) (3) (4) (5) (6)

| No | Item | Symbol | Specifications |
|-----|------------------------------------------|--------|-------------------------|
| (1) | G5-series Servo Drive | | |
| (2) | Drive Type | N | Communication type |
| (3) | Maximum Applicable Linear Motor Capacity | 01 | 100 W |
| | | 02 | 200 W |
| | | 04 | 400 W |
| | | 06 | 600 W |
| | | 08 | 750 W |
| | | 10 | 1 kW |
| | | 15 | 1.5 kW |
| | | 20 | 2 kW |
| | | 30 | 3 kW |
| | | (4) | Power Supply Voltage |
| H | 200 VAC | | |
| F | 400 VAC | | |
| (5) | Network type | -ECT | EtherCAT Communications |
| (6) | Motor type | -L | Linear Motor |

AC Servomotor Model Numbers

R88M-K □ 750 30 H -BO S2

(1) (2) (3) (4) (5) (6)

| No | Item | Symbol | Specifications |
|------|----------------------|--------|---------------------------------------------------------------|
| (1) | G5-series Servomotor | | |
| (2) | Motor Type | Blank | Cylinder type |
| (3) | Servomotor Capacity | 050 | 50 W |
| | | 100 | 100 W |
| | | 200 | 200 W |
| | | 400 | 400 W |
| | | 600 | 600 W |
| | | 750 | 750 W |
| | | 900 | 900 W |
| | | 1K0 | 1 kW |
| | | 1K5 | 1.5 kW |
| | | 2K0 | 2 kW |
| | | 3K0 | 3 kW |
| | | 4K0 | 4 kW |
| | | 4K5 | 4.5 kW |
| | | 5K0 | 5 kW |
| | | 6K0 | 6 kW |
| | | 7K5 | 7.5 kW |
| 11K0 | 11 kW | | |
| 15K0 | 15 kW | | |
| (4) | Rated Rotation Speed | 10 | 1,000 r/min |
| | | 15 | 1,500 r/min |
| | | 20 | 2,000 r/min |
| | | 30 | 3,000 r/min |
| (5) | Applied Voltage | F | 400 VAC (with incremental encoder specifications) INC |
| | | H | 200 VAC (with incremental encoder specifications) INC |
| | | L | 100 VAC (with incremental encoder specifications) INC |
| | | C | 400 VAC (with absolute encoder specifications) ABS/INC |
| | | T | 200VAC (with absolute encoder specifications) ABS/INC |
| | | S | 100 VAC (with absolute encoder specifications) ABS/INC |
| (6) | Option | Blank | Straight shaft |
| | | B | With brake |
| | | O | With oil seal |
| | | S2 | With key and tap |

Note: **INC** incremental encoder: 20bit

ABS/INC incremental encoder: 17bit, absolute encoder: 17bit

Linear Motor

● Iron-core linear motor

Motor Coil Unit

R88L-EC -FW -03 03 -A NP C

(1) (2) (3) (4) (5) (6) (7)

| No | Item | Symbol | Specifications |
|-----|------------------------|--------|--------------------------------|
| (1) | G5-series Linear Motor | | |
| (2) | Part Type | FW | Iron-core type Motor Coil Unit |
| (3) | Effective Magnet Width | 03 | 30mm |
| | | 06 | 60mm |
| | | 11 | 110mm |
| (4) | Coil Model | 03 | 3-coil |
| | | 06 | 6-coil |
| | | 09 | 9-coil |
| | | 12 | 12-coil |
| | | 15 | 15-coil |
| (5) | Version | A | Ver.A |
| (6) | Connector | NP | Not Provided |
| (7) | Type | C | Compact type |

● Ironless linear motor

Motor Coil Unit

R88L-EC -GW -03 03 -A NP S

(1) (2) (3) (4) (5) (6) (7)

| No | Item | Symbol | Specifications |
|-----|------------------------|--------|-------------------------------|
| (1) | G5-series Linear Motor | | |
| (2) | Part Type | GW | Ironless type Motor Coil Unit |
| (3) | Effective Magnet Width | 03 | 30mm |
| | | 05 | 50mm |
| | | 07 | 70mm |
| (4) | Coil Model | 03 | 3-coil |
| | | 06 | 6-coil |
| | | 09 | 9-coil |
| (5) | Version | A | Ver.A |
| (6) | Connector | NP | Not Provided |
| (7) | Type | S | Standard type |

Magnet Trac

R88L-EC -FM -03 096 -A

(1) (2) (3) (4) (5)

| No | Item | Symbol | Specifications |
|-----|-------------------------|--------|----------------------------|
| (1) | G5-series Linear Motor | | |
| (2) | Part Type | FM | Iron-core type Magnet Trac |
| (3) | Effective Magnet Width | 03 | 30mm |
| | | 06 | 60mm |
| | | 11 | 110mm |
| (4) | Magnet Trac Unit Length | 096 | 96mm |
| | | 144 | 144mm |
| | | 192 | 192mm |
| | | 288 | 288mm |
| | | 384 | 384mm |
| (5) | Version | A | Ver.A |

Magnet Trac

R88L-EC -GM -03 090 -A

(1) (2) (3) (4) (5)

| No | Item | Symbol | Specifications |
|-----|-------------------------|--------|---------------------------|
| (1) | G5-series Linear Motor | | |
| (2) | Part Type | GM | Ironless type Magnet Trac |
| (3) | Effective Magnet Width | 03 | 30mm |
| | | 05 | 50mm |
| | | 07 | 70mm |
| (4) | Magnet Trac Unit Length | 090 | 90mm |
| | | 114 | 114mm |
| | | 120 | 120mm |
| | | 126 | 126mm |
| | | 168 | 168mm |
| | | 171 | 171mm |
| | | 210 | 210mm |
| | | 390 | 390mm |
| | | 456 | 456mm |
| 546 | 546mm | | |
| (5) | Version | A | Ver.A |

AC Servomotor/Drive G5-series

Understanding Decelerator Model Numbers (Backlash = 3' Max./Backlash = 15' Max.)

Refer to the *Decelerators* in *Ordering Information* for motor capacity and decelerator combinations.

Backlash = 3' Max.

R88G-HPG 14A 05 100 S B J

(1) (2) (3) (4) (5) (6) (7)

| No | Item | Symbol | Specifications |
|-----|------------------------------------------------|--------|-------------------------------------|
| (1) | Decelerator for Servomotors Backlash = 3' Max. | | |
| (2) | Flange Size Number | 11B | □40 |
| | | 14A | □60 |
| | | 20A | □90 |
| | | 32A | □120 |
| | | 50A | □170 |
| | | 65A | □230 |
| (3) | Gear Ratio | 05 | 1/5 |
| | | 09 | 1/9 |
| | | 11 | 1/11 |
| | | 20 | 1/20 |
| | | 21 | 1/21 |
| | | 25 | 1/25 |
| | | 33 | 1/33 |
| | | 45 | 1/45 |
| (4) | Applicable Servomotor Capacity | 050 | 50 W |
| | | 100 | 100 W |
| | | 200 | 200 W |
| | | 400 | 400 W |
| | | 750 | 750 W |
| | | 900 | 900 W |
| | | 1K0 | 1 kW |
| | | 1K5 | 1.5 kW |
| | | 2K0 | 2 kW |
| | | 3K0 | 3 kW |
| | | 4K0 | 4 kW |
| | | 4K5 | 4.5 kW |
| 5K0 | 5 kW | | |
| (5) | Motor Type | Blank | 3,000-r/min cylindrical servomotors |
| | | S | 2,000-r/min cylindrical servomotors |
| | | T | 1,000-r/min cylindrical servomotors |
| (6) | Backlash | B | Backlash = 3' Max |
| (7) | Option | Blank | Straight shaft |
| | | J | With key and tap |

Backlash = 15' Max.

R88G-VRXF 09 B 100 C J

(1) (2) (3) (4) (5) (6) (7)

| No | Item | Symbol | Specifications |
|-----|---------------------------------------------------------|--------|--------------------|
| (1) | Decelerator for Servomotor Backlash: 15 Arcminutes max. | | |
| (2) | Gear Ratio | 05 | 1/5 |
| | | 09 | 1/9 |
| | | 15 | 1/15 |
| | | 25 | 1/25 |
| (3) | Flange Size Number | B | □52 |
| | | C | □78 |
| | | D | □98 |
| (4) | Applicable Servomotor Capacity | 100 | 50 W, 100 W |
| | | 200 | 200 W |
| | | 400 | 400 W |
| | | 750 | 750 W |
| (5) | Backlash | C | Backlash = 15' Max |
| (6) | Option | J | With key and tap |

Table of AC Servomotor Variations

R88M-K□□□□□□□-□□□□
(3) (4) (5) (6) (7) (8) (9)

| (3) Type | (4) Applicable Servomotor Capacity | (5) Rotation speed | Model | (6) Applied Voltage | | | | | | (7) With brake / Without brake | | (8) Models with oil seals | | (9) Shaft type | | |
|-------------|---------------------------------------|-------------------------------------------------|-------------------------------------------------------|------------------------|-------------------------------------------------------------------------------------------------------------------------------------------------------------------------------------------------------------------------------------------------------------------------------------------------------------------------|-----|-----|-----|-----|-----------------------------------|----------------------------------------------------------|------------------------------|--------------------------------------------------------|-------------------|--------------------------------------------------------|--|
| | | | | INC | INC | INC | ABS | ABS | ABS | – | B | Blank | O | Blank | S2 | |
| | | | | 400 | 200 | 100 | 400 | 200 | 100 | | | | | | | |
| | | | | F | H | L | C | T | S | Blank | With brake | | | | | |
| Cylinder | 50 W | 3,000 r/min | R88M-K05030 *1 | | √ | | | √ | | | √ | √ | √ | √ | | |
| | 100 W | | R88M-K10030 | | √ | √ | | √ | √ | | √ | √ | √ | √ | √ | |
| | 200 W | | R88M-K20030 | | √ | √ | | √ | √ | | √ | √ | √ | √ | √ | |
| | 400 W | | R88M-K40030 | | √ | √ | | √ | √ | | √ | √ | √ | √ | √ | |
| | 750 W | | R88M-K75030 | √ | √ | | √ | √ | | √ | √ | √ | √ | √ | √ | |
| | 1 kW | | R88M-K1K030 | √ | √ | | √ | √ | | √ | √ | √ | √ | √ | √ | |
| | 1.5 kW | | R88M-K1K530 | √ | √ | | √ | √ | | √ | √ | √ | √ | √ | √ | |
| | 2 kW | | R88M-K2K030 | √ | √ | | √ | √ | | √ | √ | √ | √ | √ | √ | |
| | 3 kW | | R88M-K3K030 | √ | √ | | √ | √ | | √ | √ | √ | √ | √ | √ | |
| | 4 kW | | R88M-K4K030 | √ | √ | | √ | √ | | √ | √ | √ | √ | √ | √ | |
| | 5 kW | | R88M-K5K030 | √ | √ | | √ | √ | | √ | √ | √ | √ | √ | √ | |
| | 400 W | | R88M-K40020 | √ | | | √ | | | √ | √ | √ | √ | √ | √ | |
| | 600 W | | R88M-K60020 | √ | | | √ | | | √ | √ | √ | √ | √ | √ | |
| | 1 kW | | R88M-K1K020 | √ | √ | | √ | √ | | √ | √ | √ | √ | √ | √ | |
| | 1.5 kW | R88M-K1K520 | √ | √ | | √ | √ | | √ | √ | √ | √ | √ | √ | | |
| | 2 kW | R88M-K2K020 | √ | √ | | √ | √ | | √ | √ | √ | √ | √ | √ | | |
| | 3 kW | R88M-K3K020 | √ | √ | | √ | √ | | √ | √ | √ | √ | √ | √ | | |
| | 4 kW | R88M-K4K020 | √ | √ | | √ | √ | | √ | √ | √ | √ | √ | √ | | |
| | 5 kW | R88M-K5K020 | √ | √ | | √ | √ | | √ | √ | √ | √ | √ | √ | | |
| | 7.5 kW | R88M-K7K515 *2 | | | | √ | √ | | √ | √ | √ | √ | √ | √ | | |
| | 11 kW | R88M-K11K015 *2 | | | | √ | √ | | √ | √ | √ | √ | √ | √ | | |
| | 15 kW | R88M-K15K015 *2 | | | | √ | √ | | √ | √ | √ | √ | √ | √ | | |
| | 900 W | R88M-K90010 | √ | √ | | √ | √ | | √ | √ | √ | √ | √ | √ | | |
| | 2 kW | R88M-K2K010 | √ | √ | | √ | √ | | √ | √ | √ | √ | √ | √ | | |
| | 3 kW | R88M-K3K010 | √ | √ | | √ | √ | | √ | √ | √ | √ | √ | √ | | |
| | 4.5 kW | R88M-K4K510 | | | | √ | √ | | √ | √ | √ | √ | √ | √ | | |
| | 6 kW | R88M-K6K010 | | | | √ | √ | | √ | √ | √ | √ | √ | √ | | |
| | Blank: Cylinder type | example 030: 30 W 100: 100 W 1K0: 1 kW | 10: 1,000 r/min 20: 2,000 r/min 30: 3,000 r/min | | F: 400 VAC (with incremental encoder) INC H: 200 VAC (with incremental encoder) INC L: 100 VAC (with incremental encoder) INC C: 400 VAC (with absolute encoder) ABS/INC T: 200 VAC (with absolute encoder) ABS/INC S: 100 VAC (with absolute encoder) ABS/INC | | | | | | Blank: Without brake B: 24 VDC With brake | | Blank: Without oil seals O: With oil seals | | Blank: Straight shaft S2: With key and tap | |

*1. R88M-K05030H-□, R88M-K05030T-□, can be used for Power Supply Voltage of 100/200VAC.

*2. The rated speed is 1,500 r/min.

Ordering Information

AC Servo Drives

EtherCAT Communications

| Specifications | | Model |
|-------------------------------------|--------------------------------|-----------------|
| Power Model Supply Voltage | Applicable Servomotor Capacity | |
| Single-phase 100 VAC | 50 W | R88D-KNA5L-ECT |
| | 100 W | R88D-KN01L-ECT |
| | 200 W | R88D-KN02L-ECT |
| | 400 W | R88D-KN04L-ECT |
| Single-phase/three-phase 200 VAC | 100 W | R88D-KN01H-ECT |
| | 200 W | R88D-KN02H-ECT |
| | 400 W | R88D-KN04H-ECT |
| | 750 W | R88D-KN08H-ECT |
| | 1 kW | R88D-KN10H-ECT |
| | 1.5 kW | R88D-KN15H-ECT |
| Three-phase 200 VAC | 2 kW | R88D-KN20H-ECT |
| | 3 kW | R88D-KN30H-ECT |
| | 5 kW | R88D-KN50H-ECT |
| | 7.5 kW | R88D-KN75H-ECT |
| | 15 kW | R88D-KN150H-ECT |
| Three-phase 400 VAC | 600 W | R88D-KN06F-ECT |
| | 1 kW | R88D-KN10F-ECT |
| | 1.5 kW | R88D-KN15F-ECT |
| | 2 kW | R88D-KN20F-ECT |
| | 3 kW | R88D-KN30F-ECT |
| | 5 kW | R88D-KN50F-ECT |
| | 7.5 kW | R88D-KN75F-ECT |
| | 15 kW | R88D-KN150F-ECT |

Note: When connecting a Servo Drive to the NJ5 series Machine Automation Controller, it is recommended that you use the Servo Drive with Built-in EtherCAT Communications, R88D-KN□□□-ECT, with unit version 2.1 or later.

General-purpose Inputs (Analog input/Pulse train input type)

| Specifications | | Model |
|-------------------------------------|--------------------------------|-------------|
| Power Supply Voltage | Applicable Servomotor Capacity | |
| Single-phase 100 VAC | 50 W | R88D-KTA5L |
| | 100 W | R88D-KT01L |
| | 200 W | R88D-KT02L |
| | 400 W | R88D-KT04L |
| Single-phase/three-phase 200 VAC | 100 W | R88D-KT01H |
| | 200 W | R88D-KT02H |
| | 400 W | R88D-KT04H |
| | 750 W | R88D-KT08H |
| | 1 kW | R88D-KT10H |
| | 1.5 kW | R88D-KT15H |
| Three-phase 200 VAC | 2 kW | R88D-KT20H |
| | 3 kW | R88D-KT30H |
| | 5 kW | R88D-KT50H |
| | 7.5 kW | R88D-KT75H |
| | 15 kW | R88D-KT150H |
| Three-phase 400 VAC | 600 W | R88D-KT06F |
| | 1 kW | R88D-KT10F |
| | 1.5 kW | R88D-KT15F |
| | 2 kW | R88D-KT20F |
| | 3 kW | R88D-KT30F |
| | 5 kW | R88D-KT50F |
| | 7.5 kW | R88D-KT75F |
| | 15 kW | R88D-KT150F |

Linear Motor with built-in EtherCAT communications

| Specifications | | Model |
|-------------------------------------|--------------------------------|------------------|
| Power Supply Voltage | Applicable Servomotor Capacity | |
| Single-phase 100 VAC | 100 W | R88D-KN01L-ECT-L |
| | 200 W | R88D-KN02L-ECT-L |
| | 400 W | R88D-KN04L-ECT-L |
| Single-phase/three-phase 200 VAC | 100 W | R88D-KN01H-ECT-L |
| | 200 W | R88D-KN02H-ECT-L |
| | 400 W | R88D-KN04H-ECT-L |
| | 750 W | R88D-KN08H-ECT-L |
| | 1 kW | R88D-KN10H-ECT-L |
| Three-phase 400 VAC | 1.5 kW | R88D-KN15H-ECT-L |
| | 600 W | R88D-KN06F-ECT-L |
| | 1 kW | R88D-KN10F-ECT-L |
| | 1.5 kW | R88D-KN15F-ECT-L |
| | 2 kW | R88D-KN20F-ECT-L |
| | 3 kW | R88D-KN30F-ECT-L |

MECHATROLINK-II Communications

| Specifications | | Model |
|-------------------------------------|--------------------------------|----------------|
| Power Supply Voltage | Applicable Servomotor Capacity | |
| Single-phase 100 VAC | 50 W | R88D-KNA5L-ML2 |
| | 100 W | R88D-KN01L-ML2 |
| | 200 W | R88D-KN02L-ML2 |
| | 400 W | R88D-KN04L-ML2 |
| Single-phase/three-phase 200 VAC | 100 W | R88D-KN01H-ML2 |
| | 200 W | R88D-KN02H-ML2 |
| | 400 W | R88D-KN04H-ML2 |
| | 750 W | R88D-KN08H-ML2 |
| | 1 kW | R88D-KN10H-ML2 |
| | 1.5 kW | R88D-KN15H-ML2 |
| Three-phase 200 VAC | 2 kW | R88D-KN20H-ML2 |
| | 3 kW | R88D-KN30H-ML2 |
| | 5 kW | R88D-KN50H-ML2 |
| Three-phase 400 VAC | 600 W | R88D-KN06F-ML2 |
| | 1 kW | R88D-KN10F-ML2 |
| | 1.5 kW | R88D-KN15F-ML2 |
| | 2 kW | R88D-KN20F-ML2 |
| | 3 kW | R88D-KN30F-ML2 |
| | 5 kW | R88D-KN50F-ML2 |

AC Servomotors

<Cylinder Type> 3,000-r/min servomotors

| Rotation speed | Encoder | Option |
|----------------|---------|-------------|
| 3,000 r/min | INC | Without key |
| | ABS/INC | With key |

| Specifications | | | Model | | |
|----------------|------------------|-------------------|--------------------------|---------------------------------|--|
| | | | With incremental encoder | Straight shaft with key and tap | |
| Voltage | Rated output | Without oil seals | | | |
| | | 100 V | 50 W | R88M-K05030H-S2 | |
| 100 W | R88M-K10030L-S2 | | | | |
| 200 W | R88M-K20030L-S2 | | | | |
| 400 W | R88M-K40030L-S2 | | | | |
| 200 V | 50 W | R88M-K05030H-S2 | | | |
| | 100 W | R88M-K10030H-S2 | | | |
| | 200 W | R88M-K20030H-S2 | | | |
| | 400 W | R88M-K40030H-S2 | | | |
| | 750 W | R88M-K75030H-S2 | | | |
| | 1 kW | R88M-K1K030H-S2 | | | |
| | 1.5 kW | R88M-K1K530H-S2 | | | |
| | 2 kW | R88M-K2K030H-S2 | | | |
| | 3 kW | R88M-K3K030H-S2 | | | |
| | 4 kW | R88M-K4K030H-S2 | | | |
| 400 V | 5 kW | R88M-K5K030H-S2 | | | |
| | 750 W | R88M-K75030F-S2 | | | |
| | 1 kW | R88M-K1K030F-S2 | | | |
| | 1.5 kW | R88M-K1K530F-S2 | | | |
| | 2 kW | R88M-K2K030F-S2 | | | |
| | 3 kW | R88M-K3K030F-S2 | | | |
| Without brake | 100 V | 4 kW | R88M-K4K030F-S2 | | |
| | | 5 kW | R88M-K5K030F-S2 | | |
| | | 200 V | 750 W | R88M-K05030H-BS2 | |
| | | | 100 W | R88M-K10030L-BS2 | |
| | 200 W | | R88M-K20030L-BS2 | | |
| | 400 W | | R88M-K40030L-BS2 | | |
| | 50 W | | R88M-K05030H-BS2 | | |
| | 100 W | | R88M-K10030H-BS2 | | |
| | 200 W | | R88M-K20030H-BS2 | | |
| | 400 W | | R88M-K40030H-BS2 | | |
| | 750 W | | R88M-K75030H-BS2 | | |
| | 1 kW | | R88M-K1K030H-BS2 | | |
| | 1.5 kW | R88M-K1K530H-BS2 | | | |
| | 2 kW | R88M-K2K030H-BS2 | | | |
| | 3 kW | R88M-K3K030H-BS2 | | | |
| 4 kW | R88M-K4K030H-BS2 | | | | |
| 5 kW | R88M-K5K030H-BS2 | | | | |
| 400 V | 750 W | R88M-K75030F-BS2 | | | |
| | 1 kW | R88M-K1K030F-BS2 | | | |
| | 1.5 kW | R88M-K1K530F-BS2 | | | |
| | 2 kW | R88M-K2K030F-BS2 | | | |
| | 3 kW | R88M-K3K030F-BS2 | | | |
| | 4 kW | R88M-K4K030F-BS2 | | | |
| | 5 kW | R88M-K5K030F-BS2 | | | |
| | 5 kW | R88M-K5K030F-BS2 | | | |

Note: Models with oil seals are also available.

| Rotation speed | Encoder | Option |
|----------------|---------|-------------|
| 3,000 r/min | INC | Without key |
| | ABS/INC | With key |

| Specifications | | | Model | | |
|----------------|----------------|-------------------|--------------------------|----------------------------|--|
| | | | With incremental encoder | Straight shaft without key | |
| Voltage | Rated output | Without oil seals | | | |
| | | 100 V | 50 W | R88M-K05030H | |
| 100 W | R88M-K10030L | | | | |
| 200 W | R88M-K20030L | | | | |
| 400 W | R88M-K40030L | | | | |
| 200 V | 50 W | R88M-K05030H | | | |
| | 100 W | R88M-K10030H | | | |
| | 200 W | R88M-K20030H | | | |
| | 400 W | R88M-K40030H | | | |
| | 750 W | R88M-K75030H | | | |
| | 1 kW | R88M-K1K030H | | | |
| | 1.5 kW | R88M-K1K530H | | | |
| | 2 kW | R88M-K2K030H | | | |
| | 3 kW | R88M-K3K030H | | | |
| | 4 kW | R88M-K4K030H | | | |
| 400 V | 5 kW | R88M-K5K030H | | | |
| | 750 W | R88M-K75030F | | | |
| | 1 kW | R88M-K1K030F | | | |
| | 1.5 kW | R88M-K1K530F | | | |
| | 2 kW | R88M-K2K030F | | | |
| | 3 kW | R88M-K3K030F | | | |
| With brake | 100 V | 4 kW | R88M-K4K030F | | |
| | | 5 kW | R88M-K5K030F | | |
| | | 200 V | 750 W | R88M-K05030H-B | |
| | | | 100 W | R88M-K10030L-B | |
| | 200 W | | R88M-K20030L-B | | |
| | 400 W | | R88M-K40030L-B | | |
| | 50 W | | R88M-K05030H-B | | |
| | 100 W | | R88M-K10030H-B | | |
| | 200 W | | R88M-K20030H-B | | |
| | 400 W | | R88M-K40030H-B | | |
| | 750 W | | R88M-K75030H-B | | |
| | 1 kW | | R88M-K1K030H-B | | |
| | 1.5 kW | R88M-K1K530H-B | | | |
| | 2 kW | R88M-K2K030H-B | | | |
| | 3 kW | R88M-K3K030H-B | | | |
| 4 kW | R88M-K4K030H-B | | | | |
| 5 kW | R88M-K5K030H-B | | | | |
| 400 V | 750 W | R88M-K75030F-B | | | |
| | 1 kW | R88M-K1K030F-B | | | |
| | 1.5 kW | R88M-K1K530F-B | | | |
| | 2 kW | R88M-K2K030F-B | | | |
| | 3 kW | R88M-K3K030F-B | | | |
| | 4 kW | R88M-K4K030F-B | | | |
| | 5 kW | R88M-K5K030F-B | | | |
| | 5 kW | R88M-K5K030F-B | | | |

Note: Models with oil seals are also available.

AC Servomotor/Drive G5-series

| Rotation speed | Encoder | Option |
|----------------|---------|-------------|
| 3,000 r/min | INC | Without key |
| | ABS/INC | With key |

| Rotation speed | Encoder | Option |
|----------------|---------|-------------|
| 3,000 r/min | INC | Without key |
| | ABS/INC | With key |

| Specifications | | | Model | |
|----------------|-----------------|-------------------|-----------------------|--------------------------------|
| | | | With absolute encoder | Straight shaft withkey and tap |
| Voltage | Rated output | Without oil seals | | |
| | | 100 V | 50 W | R88M-K05030T-S2 |
| 100 W | R88M-K10030S-S2 | | | |
| 200 W | R88M-K20030S-S2 | | | |
| 400 W | R88M-K40030S-S2 | | | |
| 200 V | 50 W | R88M-K05030T-S2 | | |
| | 100 W | R88M-K10030T-S2 | | |
| | 200 W | R88M-K20030T-S2 | | |
| | 400 W | R88M-K40030T-S2 | | |
| | 750 W | R88M-K75030T-S2 | | |
| | 1 kW | R88M-K1K030T-S2 | | |
| | 1.5 kW | R88M-K1K530T-S2 | | |
| | 2 kW | R88M-K2K030T-S2 | | |
| | 3 kW | R88M-K3K030T-S2 | | |
| | 4 kW | R88M-K4K030T-S2 | | |
| 400 V | 750 W | R88M-K75030C-S2 | | |
| | 1 kW | R88M-K1K030C-S2 | | |
| | 1.5 kW | R88M-K1K530C-S2 | | |
| | 2 kW | R88M-K2K030C-S2 | | |
| | 3 kW | R88M-K3K030C-S2 | | |
| | 4 kW | R88M-K4K030C-S2 | | |
| Without brake | 100 V | 50 W | R88M-K05030T-BS2 | |
| | | 100 W | R88M-K10030S-BS2 | |
| | | 200 W | R88M-K20030S-BS2 | |
| | | 400 W | R88M-K40030S-BS2 | |
| | 200 V | 50 W | R88M-K05030T-BS2 | |
| | | 100 W | R88M-K10030T-BS2 | |
| | | 200 W | R88M-K20030T-BS2 | |
| | | 400 W | R88M-K40030T-BS2 | |
| | | 750 W | R88M-K75030T-BS2 | |
| | | 1 kW | R88M-K1K030T-BS2 | |
| | | 1.5 kW | R88M-K1K530T-BS2 | |
| | | 2 kW | R88M-K2K030T-BS2 | |
| | | 3 kW | R88M-K3K030T-BS2 | |
| | | 4 kW | R88M-K4K030T-BS2 | |
| | 5 kW | R88M-K5K030T-BS2 | | |
| | 400 V | 750 W | R88M-K75030C-BS2 | |
| | | 1 kW | R88M-K1K030C-BS2 | |
| | | 1.5 kW | R88M-K1K530C-BS2 | |
| | | 2 kW | R88M-K2K030C-BS2 | |
| | | 3 kW | R88M-K3K030C-BS2 | |
| 4 kW | | R88M-K4K030C-BS2 | | |

Note: Models with oil seals are also available.

| Specifications | | | Model | |
|----------------|--------------|-------------------|-----------------------|----------------------------|
| | | | With absolute encoder | Straight shaft without key |
| Voltage | Rated output | Without oil seals | | |
| | | 100 V | 50 W | R88M-K05030T |
| 100 W | R88M-K10030S | | | |
| 200 W | R88M-K20030S | | | |
| 400 W | R88M-K40030S | | | |
| 200 V | 50 W | R88M-K05030T | | |
| | 100 W | R88M-K10030T | | |
| | 200 W | R88M-K20030T | | |
| | 400 W | R88M-K40030T | | |
| | 750 W | R88M-K75030T | | |
| | 1 kW | R88M-K1K030T | | |
| | 1.5 kW | R88M-K1K530T | | |
| | 2 kW | R88M-K2K030T | | |
| | 3 kW | R88M-K3K030T | | |
| | 4 kW | R88M-K4K030T | | |
| 400 V | 750 W | R88M-K75030C | | |
| | 1 kW | R88M-K1K030C | | |
| | 1.5 kW | R88M-K1K530C | | |
| | 2 kW | R88M-K2K030C | | |
| | 3 kW | R88M-K3K030C | | |
| | 4 kW | R88M-K4K030C | | |
| With brake | 100 V | 50 W | R88M-K05030T-B | |
| | | 100 W | R88M-K10030S-B | |
| | | 200 W | R88M-K20030S-B | |
| | | 400 W | R88M-K40030S-B | |
| | 200 V | 50 W | R88M-K05030T-B | |
| | | 100 W | R88M-K10030T-B | |
| | | 200 W | R88M-K20030T-B | |
| | | 400 W | R88M-K40030T-B | |
| | | 750 W | R88M-K75030T-B | |
| | | 1 kW | R88M-K1K030T-B | |
| | | 1.5 kW | R88M-K1K530T-B | |
| | | 2 kW | R88M-K2K030T-B | |
| | | 3 kW | R88M-K3K030T-B | |
| | | 4 kW | R88M-K4K030T-B | |
| | 5 kW | R88M-K5K030T-B | | |
| | 400 V | 750 W | R88M-K75030C-B | |
| | | 1 kW | R88M-K1K030C-B | |
| | | 1.5 kW | R88M-K1K530C-B | |
| | | 2 kW | R88M-K2K030C-B | |
| | | 3 kW | R88M-K3K030C-B | |
| 4 kW | | R88M-K4K030C-B | | |

Note: Models with oil seals are also available.

2,000-r/min servomotors

| Rotation speed | Encoder | Option |
|----------------|---------|-------------|
| 2,000 r/min | INC | Without key |
| | ABS/INC | With key |

| Specifications | | | Model | |
|----------------|-----------------|------------------|---------------------------------|-------|
| | | | With incremental encoder | |
| | | | Straight shaft with key and tap | |
| | Voltage | Rated output | Without oil seals | |
| | | | Without brake | 200 V |
| 1.5 kW | R88M-K1K520H-S2 | | | |
| 2 kW | R88M-K2K020H-S2 | | | |
| 3 kW | R88M-K3K020H-S2 | | | |
| 4 kW | R88M-K4K020H-S2 | | | |
| 5 kW | R88M-K5K020H-S2 | | | |
| 400 V | 400 W | R88M-K40020F-S2 | | |
| | 600 W | R88M-K60020F-S2 | | |
| | 1 kW | R88M-K1K020F-S2 | | |
| | 1.5 kW | R88M-K1K520F-S2 | | |
| | 2 kW | R88M-K2K020F-S2 | | |
| With brake | 200 V | 1 kW | R88M-K1K020H-BS2 | |
| | | 1.5 kW | R88M-K1K520H-BS2 | |
| | | 2 kW | R88M-K2K020H-BS2 | |
| | | 3 kW | R88M-K3K020H-BS2 | |
| | | 4 kW | R88M-K4K020H-BS2 | |
| | 5 kW | R88M-K5K020H-BS2 | | |
| | 400 V | 400 W | R88M-K40020F-BS2 | |
| | | 600 W | R88M-K60020F-BS2 | |
| | | 1 kW | R88M-K1K020F-BS2 | |
| | | 1.5 kW | R88M-K1K520F-BS2 | |
| 2 kW | | R88M-K2K020F-BS2 | | |
| | 400 V | 3 kW | R88M-K3K020F-BS2 | |
| | | 4 kW | R88M-K4K020F-BS2 | |
| | | 5 kW | R88M-K5K020F-BS2 | |

Note: Models with oil seals are also available.

| Rotation speed | Encoder | Option |
|----------------|---------|-------------|
| 2,000 r/min | INC | Without key |
| | ABS/INC | With key |

| Specifications | | | Model | |
|----------------|--------------|----------------|----------------------------|-------|
| | | | With incremental encoder | |
| | | | Straight shaft without key | |
| | Voltage | Rated output | Without oil seals | |
| | | | Without brake | 200 V |
| 1.5 kW | R88M-K1K520H | | | |
| 2 kW | R88M-K2K020H | | | |
| 3 kW | R88M-K3K020H | | | |
| 4 kW | R88M-K4K020H | | | |
| 5 kW | R88M-K5K020H | | | |
| 400 V | 400 W | R88M-K40020F | | |
| | 600 W | R88M-K60020F | | |
| | 1 kW | R88M-K1K020F | | |
| | 1.5 kW | R88M-K1K520F | | |
| | 2 kW | R88M-K2K020F | | |
| With brake | 200 V | 1 kW | R88M-K1K020H-B | |
| | | 1.5 kW | R88M-K1K520H-B | |
| | | 2 kW | R88M-K2K020H-B | |
| | | 3 kW | R88M-K3K020H-B | |
| | | 4 kW | R88M-K4K020H-B | |
| | 5 kW | R88M-K5K020H-B | | |
| | 400 V | 400 W | R88M-K40020F-B | |
| | | 600 W | R88M-K60020F-B | |
| | | 1 kW | R88M-K1K020F-B | |
| | | 1.5 kW | R88M-K1K520F-B | |
| 2 kW | | R88M-K2K020F-B | | |
| | 400 V | 3 kW | R88M-K3K020F-B | |
| | | 4 kW | R88M-K4K020F-B | |
| | | 5 kW | R88M-K5K020F-B | |

Note: Models with oil seals are also available.

AC Servomotor/Drive G5-series

| Rotation speed | Encoder | Option |
|----------------|---------|-------------|
| 2,000 r/min | INC | Without key |
| | ABS/INC | With key |

| Specifications | | | Model | |
|----------------|---------------------|---------------------|---------------------------------|--|
| | | | With absolute encoder | |
| Voltage | | | Straight shaft with key and tap | |
| | | | Without oil seals | |
| Without brake | 200 V | 1 kW | R88M-K1K020T-S2 | |
| | | 1.5 kW | R88M-K1K520T-S2 | |
| | | 2 kW | R88M-K2K020T-S2 | |
| | | 3 kW | R88M-K3K020T-S2 | |
| | | 4 kW | R88M-K4K020T-S2 | |
| | | 5 kW | R88M-K5K020T-S2 | |
| | | 7.5 kW | R88M-K7K515T-S2 * | |
| | | 11 kW | R88M-K11K015T-S2 * | |
| | 15 kW | R88M-K15K015T-S2 * | | |
| | 400 V | 400 W | R88M-K40020C-S2 | |
| | | 600 W | R88M-K60020C-S2 | |
| | | 1 kW | R88M-K1K020C-S2 | |
| | | 1.5 kW | R88M-K1K520C-S2 | |
| | | 2 kW | R88M-K2K020C-S2 | |
| | | 3 kW | R88M-K3K020C-S2 | |
| | | 4 kW | R88M-K4K020C-S2 | |
| 5 kW | | R88M-K5K020C-S2 | | |
| 7.5 kW | R88M-K7K515C-S2 * | | | |
| 11 kW | R88M-K11K015C-S2 * | | | |
| 15 kW | R88M-K15K015C-S2 * | | | |
| With brake | 200 V | 1 kW | R88M-K1K020T-BS2 | |
| | | 1.5 kW | R88M-K1K520T-BS2 | |
| | | 2 kW | R88M-K2K020T-BS2 | |
| | | 3 kW | R88M-K3K020T-BS2 | |
| | | 4 kW | R88M-K4K020T-BS2 | |
| | | 5 kW | R88M-K5K020T-BS2 | |
| | | 7.5 kW | R88M-K7K515T-BS2 * | |
| | | 11 kW | R88M-K11K015T-BS2 * | |
| | 15 kW | R88M-K15K015T-BS2 * | | |
| | 400 V | 400 W | R88M-K40020C-BS2 | |
| | | 600 W | R88M-K60020C-BS2 | |
| | | 1 kW | R88M-K1K020C-BS2 | |
| | | 1.5 kW | R88M-K1K520C-BS2 | |
| | | 2 kW | R88M-K2K020C-BS2 | |
| | | 3 kW | R88M-K3K020C-BS2 | |
| | | 4 kW | R88M-K4K020C-BS2 | |
| 5 kW | | R88M-K5K020C-BS2 | | |
| 7.5 kW | R88M-K7K515C-BS2 * | | | |
| 11 kW | R88M-K11K015C-BS2 * | | | |
| 15 kW | R88M-K15K015C-BS2 * | | | |

Note: Models with oil seals are also available.
* The rated speed is 1,500 r/min.

| Rotation speed | Encoder | Option |
|----------------|---------|-------------|
| 2,000 r/min | INC | Without key |
| | ABS/INC | With key |

| Specifications | | | Model | |
|----------------|-------------------|-------------------|----------------------------|--|
| | | | With absolute encoder | |
| Voltage | | | Straight shaft without key | |
| | | | Without oil seals | |
| Without brake | 200 V | 1 kW | R88M-K1K020T | |
| | | 1.5 kW | R88M-K1K520T | |
| | | 2 kW | R88M-K2K020T | |
| | | 3 kW | R88M-K3K020T | |
| | | 4 kW | R88M-K4K020T | |
| | | 5 kW | R88M-K5K020T | |
| | | 7.5 kW | R88M-K7K515T * | |
| | | 11 kW | R88M-K11K015T * | |
| | 15 kW | R88M-K15K015T * | | |
| | 400 V | 400 W | R88M-K40020C | |
| | | 600 W | R88M-K60020C | |
| | | 1 kW | R88M-K1K020C | |
| | | 1.5 kW | R88M-K1K520C | |
| | | 2 kW | R88M-K2K020C | |
| | | 3 kW | R88M-K3K020C | |
| | | 4 kW | R88M-K4K020C | |
| 5 kW | | R88M-K5K020C | | |
| 7.5 kW | R88M-K7K515C * | | | |
| 11 kW | R88M-K11K015C * | | | |
| 15 kW | R88M-K15K015C * | | | |
| With brake | 200 V | 1 kW | R88M-K1K020T-B | |
| | | 1.5 kW | R88M-K1K520T-B | |
| | | 2 kW | R88M-K2K020T-B | |
| | | 3 kW | R88M-K3K020T-B | |
| | | 4 kW | R88M-K4K020T-B | |
| | | 5 kW | R88M-K5K020T-B | |
| | | 7.5 kW | R88M-K7K515T-B * | |
| | | 11 kW | R88M-K11K015T-B * | |
| | 15 kW | R88M-K15K015T-B * | | |
| | 400 V | 400 W | R88M-K40020C-B | |
| | | 600 W | R88M-K60020C-B | |
| | | 1 kW | R88M-K1K020C-B | |
| | | 1.5 kW | R88M-K1K520C-B | |
| | | 2 kW | R88M-K2K020C-B | |
| | | 3 kW | R88M-K3K020C-B | |
| | | 4 kW | R88M-K4K020C-B | |
| 5 kW | | R88M-K5K020C-B | | |
| 7.5 kW | R88M-K7K515C-B * | | | |
| 11 kW | R88M-K11K015C-B * | | | |
| 15 kW | R88M-K15K015C-B * | | | |

Note: Models with oil seals are also available.
* The rated speed is 1,500 r/min.

1,000-r/min servomotors

| Rotation speed | Encoder | Option |
|----------------|---------|-------------|
| 1,000 r/min | INC | Without key |
| | ABS/INC | With key |

| Specifications | | | Model | |
|----------------|---------|--------------|---------------------------------|--|
| | | | With incremental encoder | |
| | | | Straight shaft with key and tap | |
| | Voltage | Rated output | Without oil seals | |
| Without brake | 200 V | 900 W | R88M-K90010H-S2 | |
| | | 2 kW | R88M-K2K010H-S2 | |
| | | 3 kW | R88M-K3K010H-S2 | |
| | 400 V | 900 W | R88M-K90010F-S2 | |
| | | 2 kW | R88M-K2K010F-S2 | |
| | | 3 kW | R88M-K3K010F-S2 | |
| With brake | 200 V | 900 W | R88M-K90010H-BS2 | |
| | | 2 kW | R88M-K2K010H-BS2 | |
| | | 3 kW | R88M-K3K010H-BS2 | |
| | 400 V | 900 W | R88M-K90010F-BS2 | |
| | | 2 kW | R88M-K2K010F-BS2 | |
| | | 3 kW | R88M-K3K010F-BS2 | |

Note: Models with oil seals are also available.

| Rotation speed | Encoder | Option |
|----------------|---------|-------------|
| 1,000 r/min | INC | Without key |
| | ABS/INC | With key |

| Specifications | | | Model | |
|----------------|---------|--------------|----------------------------|--|
| | | | With incremental encoder | |
| | | | Straight shaft without key | |
| | Voltage | Rated output | Without oil seals | |
| Without brake | 200 V | 900 W | R88M-K90010H | |
| | | 2 kW | R88M-K2K010H | |
| | | 3 kW | R88M-K3K010H | |
| | 400 V | 900 W | R88M-K90010F | |
| | | 2 kW | R88M-K2K010F | |
| | | 3 kW | R88M-K3K010F | |
| With brake | 200 V | 900 W | R88M-K90010H-B | |
| | | 2 kW | R88M-K2K010H-B | |
| | | 3 kW | R88M-K3K010H-B | |
| | 400 V | 900 W | R88M-K90010F-B | |
| | | 2 kW | R88M-K2K010F-B | |
| | | 3 kW | R88M-K3K010F-B | |

Note: Models with oil seals are also available.

| Rotation speed | Encoder | Option |
|----------------|---------|-------------|
| 1,000 r/min | INC | Without key |
| | ABS/INC | With key |

| Specifications | | | Model | |
|----------------|---------|--------------|---------------------------------|--|
| | | | With absolute encoder | |
| | | | Straight shaft with key and tap | |
| | Voltage | Rated output | Without oil seals | |
| Without brake | 200 V | 900 W | R88M-K90010T-S2 | |
| | | 2 kW | R88M-K2K010T-S2 | |
| | | 3 kW | R88M-K3K010T-S2 | |
| | | 4.5 kW | R88M-K4K510T-S2 | |
| | | 6 kW | R88M-K6K010T-S2 | |
| | 400 V | 900 W | R88M-K90010C-S2 | |
| | | 2 kW | R88M-K2K010C-S2 | |
| | | 3 kW | R88M-K3K010C-S2 | |
| | | 4.5 kW | R88M-K4K510C-S2 | |
| | | 6 kW | R88M-K6K010C-S2 | |
| With brake | 200 V | 900 W | R88M-K90010T-BS2 | |
| | | 2 kW | R88M-K2K010T-BS2 | |
| | | 3 kW | R88M-K3K010T-BS2 | |
| | | 4.5 kW | R88M-K4K510T-BS2 | |
| | | 6 kW | R88M-K6K010T-BS2 | |
| | 400 V | 900 W | R88M-K90010C-BS2 | |
| | | 2 kW | R88M-K2K010C-BS2 | |
| | | 3 kW | R88M-K3K010C-BS2 | |
| | | 4.5 kW | R88M-K4K510C-BS2 | |
| | | 6 kW | R88M-K6K010C-BS2 | |

Note: Models with oil seals are also available.

| Rotation speed | Encoder | Option |
|----------------|---------|-------------|
| 1,000 r/min | INC | Without key |
| | ABS/INC | With key |

| Specifications | | | Model | |
|----------------|---------|--------------|----------------------------|--|
| | | | With absolute encoder | |
| | | | Straight shaft without key | |
| | Voltage | Rated output | Without oil seals | |
| Without brake | 200 V | 900 W | R88M-K90010T | |
| | | 2 kW | R88M-K2K010T | |
| | | 3 kW | R88M-K3K010T | |
| | | 4.5 kW | R88M-K4K510T | |
| | | 6 kW | R88M-K6K010T | |
| | 400 V | 900 W | R88M-K90010C | |
| | | 2 kW | R88M-K2K010C | |
| | | 3 kW | R88M-K3K010C | |
| | | 4.5 kW | R88M-K4K510C | |
| | | 6 kW | R88M-K6K010C | |
| With brake | 200 V | 900 W | R88M-K90010T-B | |
| | | 2 kW | R88M-K2K010T-B | |
| | | 3 kW | R88M-K3K010T-B | |
| | | 4.5 kW | R88M-K4K510T-B | |
| | | 6 kW | R88M-K6K010T-B | |
| | 400 V | 900 W | R88M-K90010C-B | |
| | | 2 kW | R88M-K2K010C-B | |
| | | 3 kW | R88M-K3K010C-B | |
| | | 4.5 kW | R88M-K4K510C-B | |
| | | 6 kW | R88M-K6K010C-B | |

Note: Models with oil seals are also available.

Linear Motors

<Iron-core motor type>

Motor Coil Unit

| Motor Coil Unit model | Continuous force [N] | Momentary maximum force [N] |
|-----------------------|----------------------|-----------------------------|
| R88L-EC-FW-0303-ANPC | 48 | 105 |
| R88L-EC-FW-0306-ANPC | 96 | 210 |
| R88L-EC-FW-0606-ANPC | 160 | 400 |
| R88L-EC-FW-0609-ANPC | 240 | 600 |
| R88L-EC-FW-0612-ANPC | 320 | 800 |
| R88L-EC-FW-1112-ANPC | 608 | 1600 |
| R88L-EC-FW-1115-ANPC | 760 | 2000 |

Magnet Trac

| Magnet Trac model | Magnet Trac Unit Length (mm) |
|--------------------|------------------------------|
| R88L-EC-FM-03096-A | 96 |
| R88L-EC-FM-03144-A | 144 |
| R88L-EC-FM-03384-A | 384 |
| R88L-EC-FM-06192-A | 192 |
| R88L-EC-FM-06288-A | 288 |
| R88L-EC-FM-11192-A | 192 |
| R88L-EC-FM-11288-A | 288 |

<Ironless motor type>

Motor Coil Unit

| Motor Coil Unit model | Continuous force [N] | Momentary maximum force [N] |
|-----------------------|----------------------|-----------------------------|
| R88L-EC-GW-0303-ANPS | 26.5 | 96 |
| R88L-EC-GW-0306-ANPS | 53 | 200 |
| R88L-EC-GW-0309-ANPS | 80 | 300 |
| R88L-EC-GW-0503-ANPS | 58 | 240 |
| R88L-EC-GW-0506-ANPS | 117 | 480 |
| R88L-EC-GW-0509-ANPS | 175 | 720 |
| R88L-EC-GW-0703-ANPS | 117 | 552 |
| R88L-EC-GW-0706-ANPS | 232 | 1110 |
| R88L-EC-GW-0709-ANPS | 348 | 1730 |

Magnet Trac

| Magnet Trac model | Magnet Trac Unit Length (mm) |
|--------------------|------------------------------|
| R88L-EC-GM-03090-A | 90 |
| R88L-EC-GM-03120-A | 120 |
| R88L-EC-GM-03390-A | 390 |
| R88L-EC-GM-05126-A | 126 |
| R88L-EC-GM-05168-A | 168 |
| R88L-EC-GM-05210-A | 210 |
| R88L-EC-GM-05546-A | 546 |
| R88L-EC-GM-07114-A | 114 |
| R88L-EC-GM-07171-A | 171 |
| R88L-EC-GM-07456-A | 456 |

Combination table

Motor Coil Unit and Magnet Trac Combinations

Iron-core motor type

| Motor Coil Unit model | Magnet Trac model |
|----------------------------------------------------------------------|----------------------------------------------------------------|
| R88L-EC-FW-0303-ANPC R88L-EC-FW-0306-ANPC | R88L-EC-FM-03096-A R88L-EC-FM-03144-A R88L-EC-FM-03384-A |
| R88L-EC-FW-0606-ANPC R88L-EC-FW-0609-ANPC R88L-EC-FW-0612-ANPC | R88L-EC-FM-06192-A R88L-EC-FM-06288-A |
| R88L-EC-FW-1112-ANPC R88L-EC-FW-1115-ANPC | R88L-EC-FM-11192-A R88L-EC-FM-11288-A |

Ironless motor type

| Motor Coil Unit model | Magnet Trac model |
|----------------------------------------------------------------------|--------------------------------------------------------------------------------------|
| R88L-EC-GW-0303-ANPS R88L-EC-GW-0306-ANPS R88L-EC-GW-0309-ANPS | R88L-EC-GM-03090-A R88L-EC-GM-03120-A R88L-EC-GM-03390-A |
| R88L-EC-GW-0503-ANPS R88L-EC-GW-0506-ANPS R88L-EC-GW-0509-ANPS | R88L-EC-GM-05126-A R88L-EC-GM-05168-A R88L-EC-GM-05210-A R88L-EC-GM-05546-A |
| R88L-EC-GW-0703-ANPS R88L-EC-GW-0706-ANPS R88L-EC-GW-0709-ANPS | R88L-EC-GM-07114-A R88L-EC-GM-07171-A R88L-EC-GM-07456-A |

AC Servomotor/Drive G5-series

Decelerators (Backlash = 3' Max./Backlash = 15' Max.)

Backlash = 3' Max
<Cylinder Type>

● 3,000-r/min servomotors

Straight shaft without key

| Motor capacity | Gear Ratio | Model (Straight shaft) |
|----------------|------------|------------------------|
| 50 W | 1/5 | R88G-HPG11B05100B |
| | 1/9 | R88G-HPG11B09050B |
| | 1/21 | R88G-HPG14A21100B |
| | 1/33 | R88G-HPG14A33050B |
| | 1/45 | R88G-HPG14A45050B |
| 100 W | 1/5 | R88G-HPG11B05100B |
| | 1/11 | R88G-HPG14A11100B |
| | 1/21 | R88G-HPG14A21100B |
| | 1/33 | R88G-HPG20A33100B |
| | 1/45 | R88G-HPG20A45100B |
| 200 W | 1/5 | R88G-HPG14A05200B |
| | 1/11 | R88G-HPG14A11200B |
| | 1/21 | R88G-HPG20A21200B |
| | 1/33 | R88G-HPG20A33200B |
| | 1/45 | R88G-HPG20A45200B |
| 400 W | 1/5 | R88G-HPG14A05400B |
| | 1/11 | R88G-HPG20A11400B |
| | 1/21 | R88G-HPG20A21400B |
| | 1/33 | R88G-HPG32A33400B |
| | 1/45 | R88G-HPG32A45400B |
| 750 W (200 V) | 1/5 | R88G-HPG20A05750B |
| | 1/11 | R88G-HPG20A11750B |
| | 1/21 | R88G-HPG32A21750B |
| | 1/33 | R88G-HPG32A33750B |
| | 1/45 | R88G-HPG32A45750B |
| 750W (400 V) | 1/5 | R88G-HPG32A052K0B |
| | 1/11 | R88G-HPG32A112K0B |
| | 1/21 | R88G-HPG32A211K5B |
| | 1/33 | R88G-HPG32A33600SB |
| | 1/45 | R88G-HPG50A451K5B |
| 1kW | 1/5 | R88G-HPG32A052K0B |
| | 1/11 | R88G-HPG32A112K0B |
| | 1/21 | R88G-HPG32A211K5B |
| | 1/33 | R88G-HPG50A332K0B |
| | 1/45 | R88G-HPG50A451K5B |
| 1.5kW | 1/5 | R88G-HPG32A052K0B |
| | 1/11 | R88G-HPG32A112K0B |
| | 1/21 | R88G-HPG32A211K5B |
| | 1/33 | R88G-HPG50A332K0B |
| | 1/45 | R88G-HPG50A451K5B |
| 2kW | 1/5 | R88G-HPG32A052K0B |
| | 1/11 | R88G-HPG32A112K0B |
| | 1/21 | R88G-HPG50A212K0B |
| | 1/33 | R88G-HPG50A332K0B |
| 3kW | 1/5 | R88G-HPG32A053K0B |
| | 1/11 | R88G-HPG50A113K0B |
| | 1/21 | R88G-HPG50A213K0B |
| 4kW | 1/5 | R88G-HPG32A054K0B |
| | 1/11 | R88G-HPG50A115K0B |
| 5kW | 1/5 | R88G-HPG50A055K0B |
| | 1/11 | R88G-HPG50A115K0B |

Note: 1. The standard models have a straight shaft.

2. To order a Servomotor with a straight shaft with key, add "J" to the end of the model number, in the place indicated by the box.

● 2,000-r/min servomotors

Straight shaft without key

| Motor capacity | Gear Ratio | Model (Straight shaft) |
|----------------|------------|------------------------|
| 400 W | 1/5 | R88G-HPG32A052K0B |
| | 1/11 | R88G-HPG32A112K0B |
| | 1/21 | R88G-HPG32A211K5B |
| | 1/33 | R88G-HPG32A33600SB |
| | 1/45 | R88G-HPG32A45400SB |
| 600 W | 1/5 | R88G-HPG32A052K0B |
| | 1/11 | R88G-HPG32A112K0B |
| | 1/21 | R88G-HPG32A211K5B |
| | 1/33 | R88G-HPG32A33600SB |
| | 1/45 | R88G-HPG50A451K5B |
| 1 kW | 1/5 | R88G-HPG32A053K0B |
| | 1/11 | R88G-HPG32A112K0SB |
| | 1/21 | R88G-HPG32A211K0SB |
| | 1/33 | R88G-HPG50A332K0SB |
| | 1/45 | R88G-HPG50A451K0SB |
| 1.5 kW | 1/5 | R88G-HPG32A053K0B |
| | 1/11 | R88G-HPG32A112K0SB |
| | 1/21 | R88G-HPG50A213K0B |
| | 1/33 | R88G-HPG50A332K0SB |
| 2 kW | 1/5 | R88G-HPG32A053K0B |
| | 1/11 | R88G-HPG32A112K0SB |
| | 1/21 | R88G-HPG50A213K0B |
| | 1/33 | R88G-HPG50A332K0SB |
| 3 kW | 1/5 | R88G-HPG32A054K0B |
| | 1/11 | R88G-HPG50A115K0B |
| | 1/21 | R88G-HPG50A213K0SB |
| 4 kW | 1/5 | R88G-HPG50A055K0SB |
| | 1/11 | R88G-HPG50A115K0SB |
| | 1/20 | R88G-HPG65A205K0SB |
| 5 kW | 1/5 | R88G-HPG65A255K0SB |
| | 1/11 | R88G-HPG50A055K0SB |
| | 1/11 | R88G-HPG50A115K0SB |
| | 1/20 | R88G-HPG65A205K0SB |
| | 1/25 | R88G-HPG65A255K0SB |

Note: 1. The standard models have a straight shaft.

2. To order a Servomotor with a straight shaft with key, add "J" to the end of the model number, in the place indicated by the box.

● 1,000-r/min servomotors

Straight shaft without key

| Motor capacity | Gear Ratio | Model (Straight shaft) |
|----------------|------------|------------------------|
| 900 W | 1/5 | R88G-HPG32A05900TB |
| | 1/11 | R88G-HPG32A11900TB |
| | 1/21 | R88G-HPG50A21900TB |
| | 1/33 | R88G-HPG50A33900TB |
| 2 kW | 1/5 | R88G-HPG32A052K0TB |
| | 1/11 | R88G-HPG50A112K0TB |
| | 1/21 | R88G-HPG50A212K0TB |
| | 1/25 | R88G-HPG65A255K0SB |
| 3 kW | 1/5 | R88G-HPG50A055K0SB |
| | 1/11 | R88G-HPG50A115K0SB |
| | 1/20 | R88G-HPG65A205K0SB |
| | 1/25 | R88G-HPG65A255K0SB |

- Note: 1.** The standard models have a straight shaft.
2. To order a Servomotor with a straight shaft with key, add "J" to the end of the model number, in the place indicated by the box.

Backlash = 15' Max
<Cylinder Type>

● 3,000-r/min servomotors

Straight shaft with key

| Motor capacity | Gear Ratio | Model (Straight shaft) |
|------------------|------------|------------------------|
| 50 W | 1/5 | R88G-VRXF05B100CJ |
| | 1/9 | R88G-VRXF09B100CJ |
| | 1/15 | R88G-VRXF15B100CJ |
| | 1/25 | R88G-VRXF25B100CJ |
| | 1/5 | R88G-VRXF05B100CJ |
| 100 W | 1/9 | R88G-VRXF09B100CJ |
| | 1/15 | R88G-VRXF15B100CJ |
| | 1/25 | R88G-VRXF25B100CJ |
| | 1/5 | R88G-VRXF05B200CJ |
| 200 W | 1/9 | R88G-VRXF09C200CJ |
| | 1/15 | R88G-VRXF15C200CJ |
| | 1/25 | R88G-VRXF25C200CJ |
| 400 W | 1/5 | R88G-VRXF05C400CJ |
| | 1/9 | R88G-VRXF09C400CJ |
| | 1/15 | R88G-VRXF15C400CJ |
| | 1/25 | R88G-VRXF25C400CJ |
| 750 W (200 V) | 1/5 | R88G-VRXF05C750CJ |
| | 1/9 | R88G-VRXF09D750CJ |
| | 1/15 | R88G-VRXF15D750CJ |
| | 1/25 | R88G-VRXF25D750CJ |

Note: Decelerators (Backlash = 15' Max.)
 The new R88G-VRXF Series of the Decelerators (Backlash = 15' Max.) was released in October 2017.
 The old R88G-VRSF Series will be discontinued at the end of March 2019.

Accessories and Cables

■ Connection Cables (Power Cables, Brake Cables, Encoder Cables)

<Non-flexible Cables>

Power cable

| Specifications | | Without brake | | With brake | |
|-------------------------------------------------------------------------------------------------------------------------------------------|------|---------------|--|---------------|--|
| | | Model | | Model | |
| [100 V/200 V] 3,000-r/min Servomotors of 50 to 750 W | 3 m | R88A-CAKA003S | | | |
| | 5 m | R88A-CAKA005S | | | |
| | 10 m | R88A-CAKA010S | | | |
| | 15 m | R88A-CAKA015S | | | |
| | 20 m | R88A-CAKA020S | | | |
| | 30 m | R88A-CAKA030S | | | |
| | 40 m | R88A-CAKA040S | | | |
| | 50 m | R88A-CAKA050S | | | |
| [200 V] 3,000-r/min Servomotors of 1 to 2 kW 2,000-r/min Servomotors of 1 to 2 kW 1,000-r/min Servomotors of 900 W | 3 m | R88A-CAGB003S | | R88A-CAGB003B | |
| | 5 m | R88A-CAGB005S | | R88A-CAGB005B | |
| | 10 m | R88A-CAGB010S | | R88A-CAGB010B | |
| | 15 m | R88A-CAGB015S | | R88A-CAGB015B | |
| | 20 m | R88A-CAGB020S | | R88A-CAGB020B | |
| | 30 m | R88A-CAGB030S | | R88A-CAGB030B | |
| | 40 m | R88A-CAGB040S | | R88A-CAGB040B | |
| | 50 m | R88A-CAGB050S | | R88A-CAGB050B | |
| [400 V] 3,000-r/min Servomotors of 750 W to 2 kW 2,000-r/min Servomotors of 400 W to 2 kW 1,000-r/min Servomotors of 900 W | 3 m | R88A-CAGB003S | | R88A-CAKF003B | |
| | 5 m | R88A-CAGB005S | | R88A-CAKF005B | |
| | 10 m | R88A-CAGB010S | | R88A-CAKF010B | |
| | 15 m | R88A-CAGB015S | | R88A-CAKF015B | |
| | 20 m | R88A-CAGB020S | | R88A-CAKF020B | |
| | 30 m | R88A-CAGB030S | | R88A-CAKF030B | |
| | 40 m | R88A-CAGB040S | | R88A-CAKF040B | |
| | 50 m | R88A-CAGB050S | | R88A-CAKF050B | |
| [200 V] [400 V] 3,000-r/min Servomotors of 3 to 5 kW 2,000-r/min Servomotors of 3 to 5 kW 1,000-r/min Servomotors of 2 to 4.5 kW | 3 m | R88A-CAGD003S | | R88A-CAGD003B | |
| | 5 m | R88A-CAGD005S | | R88A-CAGD005B | |
| | 10 m | R88A-CAGD010S | | R88A-CAGD010B | |
| | 15 m | R88A-CAGD015S | | R88A-CAGD015B | |
| | 20 m | R88A-CAGD020S | | R88A-CAGD020B | |
| | 30 m | R88A-CAGD030S | | R88A-CAGD030B | |
| | 40 m | R88A-CAGD040S | | R88A-CAGD040B | |
| | 50 m | R88A-CAGD050S | | R88A-CAGD050B | |
| [200 V] [400 V] 1,500-r/min Servomotors of 7.5 kW 1,000-r/min Servomotors of 6 kW | 3 m | R88A-CAGE003S | | | |
| | 5 m | R88A-CAGE005S | | | |
| | 10 m | R88A-CAGE010S | | | |
| | 15 m | R88A-CAGE015S | | | |
| | 20 m | R88A-CAGE020S | | | |
| | 30 m | R88A-CAGE030S | | | |
| | 40 m | R88A-CAGE040S | | | |
| | 50 m | R88A-CAGE050S | | | |

Note: 1. Different connectors are used for the motor power and the brake on 100-V and 200-V, 3,000-r/min Servomotors of 50 to 750 W and Servomotors of 6 to 15 kW. When using a Servomotor with a brake, two cables are required: a Power Cable without Brake and a Brake Cable.

2. For non-flexible power cables for Servomotors of 11 or 15 kW, refer to the G5 series USER'S MANUAL and make your own cable. Confirm the Manual No. that is listed in Related Manuals.

Brake Cable

| Specifications | | Non-flexible Cables | |
|----------------------------------------------------------------------------------------------------------|------|---------------------|--|
| | | Model | |
| [100 V][200 V] 3,000-r/min Servomotors of 50 to 750 W | 3 m | R88A-CAKA003B | |
| | 5 m | R88A-CAKA005B | |
| | 10 m | R88A-CAKA010B | |
| | 15 m | R88A-CAKA015B | |
| | 20 m | R88A-CAKA020B | |
| | 30 m | R88A-CAKA030B | |
| | 40 m | R88A-CAKA040B | |
| | 50 m | R88A-CAKA050B | |
| [200 V][400 V] 1,500-r/min Servomotors of 7.5 to 15 kW 1,000-r/min Servomotors of 6 kW | 3 m | R88A-CAGE003B | |
| | 5 m | R88A-CAGE005B | |
| | 10 m | R88A-CAGE010B | |
| | 15 m | R88A-CAGE015B | |
| | 20 m | R88A-CAGE020B | |
| | 30 m | R88A-CAGE030B | |
| | 40 m | R88A-CAGE040B | |
| | 50 m | R88A-CAGE050B | |

Encoder Cable

| Specifications | | Non-flexible Cables | |
|---------------------------------------------------------------------------------------------------------------------------------------------------------------------------------------------------------------------------------------------------------------------------|------|---------------------|--|
| | | Model | |
| [100 V/200 V] 3,000-r/min Servomotors of 50 to 750 W | 3 m | R88A-CRKA003C | |
| | 5 m | R88A-CRKA005C | |
| | 10 m | R88A-CRKA010C | |
| | 15 m | R88A-CRKA015C | |
| | 20 m | R88A-CRKA020C | |
| | 30 m | R88A-CRKA030C | |
| | 40 m | R88A-CRKA040C | |
| | 50 m | R88A-CRKA050C | |
| [100 V and 200 V] 3,000-r/min Servomotors of 1.0 kW or more 2,000-r/min Servomotors 1,500-r/min Servomotors 1,000-r/min Servomotors [400 V] 3,000-r/min Servomotors 2,000-r/min Servomotors 1,500-r/min Servomotors 1,000-r/min Servomotors | 3 m | R88A-CRKC003N | |
| | 5 m | R88A-CRKC005N | |
| | 10 m | R88A-CRKC010N | |
| | 15 m | R88A-CRKC015N | |
| | 20 m | R88A-CRKC020N | |
| | 30 m | R88A-CRKC030N | |
| | 40 m | R88A-CRKC040N | |
| | 50 m | R88A-CRKC050N | |

AC Servomotor/Drive G5-series

<Flexible Cables>

Power cable

| Specifications | | Without brake | | With brake | |
|--------------------------------------------------------------------------------------------------------------------------------------|----------------|----------------|----------------|---------------------------------------------------------------------------------------------------------------------------------------------------------------------------------------------------------------------------------------------|--|
| | | Model | | Model | |
| [100 V/200 V] 3,000-r/min Servomotors of 50 to 750 W | 3 m | R88A-CAKA003SR | | Note: There are separate connectors for power and brakes for 3,000-r/min Servomotors of 50 to 750W. When a Servomotor with a brake is used, it is necessary to use both a PowerCable for Servomotors without brakes and Power cable. | |
| | 5 m | R88A-CAKA005SR | | | |
| | 10 m | R88A-CAKA010SR | | | |
| | 15 m | R88A-CAKA015SR | | | |
| | 20 m | R88A-CAKA020SR | | | |
| | 30 m | R88A-CAKA030SR | | | |
| | 40 m | R88A-CAKA040SR | | | |
| [200 V] 3,000-r/min Servomotors of 1 to 2 kW 2,000-r/min Servomotors of 1 to 2 kW 1,000-r/min Servomotors of 900 W | 3 m | R88A-CAGB003SR | | R88A-CAGB003BR | |
| | 5 m | R88A-CAGB005SR | | R88A-CAGB005BR | |
| | 10 m | R88A-CAGB010SR | | R88A-CAGB010BR | |
| | 15 m | R88A-CAGB015SR | | R88A-CAGB015BR | |
| | 20 m | R88A-CAGB020SR | | R88A-CAGB020BR | |
| | 30 m | R88A-CAGB030SR | | R88A-CAGB030BR | |
| | 40 m | R88A-CAGB040SR | | R88A-CAGB040BR | |
| [400 V] 3,000-r/min Servomotors of 750 W to 2 kW 2,000-r/min Servomotors of 400 W to 2 kW 1,000-r/min Servomotors of 900 W | 3 m | R88A-CAGB003SR | | R88A-CAKF003BR | |
| | 5 m | R88A-CAGB005SR | | R88A-CAKF005BR | |
| | 10 m | R88A-CAGB010SR | | R88A-CAKF010BR | |
| | 15 m | R88A-CAGB015SR | | R88A-CAKF015BR | |
| | 20 m | R88A-CAGB020SR | | R88A-CAKF020BR | |
| | 30 m | R88A-CAGB030SR | | R88A-CAKF030BR | |
| | 40 m | R88A-CAGB040SR | | R88A-CAKF040BR | |
| [200 V] [400 V] 3,000-r/min Servomotors of 3 to 5 kW 2,000-r/min Servomotors of 3 to 5 kW 1,000-r/min Servomotors of 4.5 kW | 3 m | R88A-CAGD003SR | | R88A-CAGD003BR | |
| | 5 m | R88A-CAGD005SR | | R88A-CAGD005BR | |
| | 10 m | R88A-CAGD010SR | | R88A-CAGD010BR | |
| | 15 m | R88A-CAGD015SR | | R88A-CAGD015BR | |
| | 20 m | R88A-CAGD020SR | | R88A-CAGD020BR | |
| | 30 m | R88A-CAGD030SR | | R88A-CAGD030BR | |
| | 40 m | R88A-CAGD040SR | | R88A-CAGD040BR | |
| 50 m | R88A-CAGD050SR | | R88A-CAGD050BR | | |

Note: 1. Different connectors are used for the motor power and the brake on 100-V and 200-V, 3,000-r/min Servomotors of 50 to 750 W and Servomotors of 6 to 15 kW. When using a Servomotor with a brake, two cables are required: a Power Cable without Brake and a Brake Cable.

Note: 2. For flexible power cables for Servomotors of 11 to 15 kW, refer to the G5 series USER'S MANUAL and make your own cable.

For flexible power cables for Servomotors of 6 to 7.5 kW, refer to the G5 series USER'S MANUAL and make your own power cable.

Brake Cable

| Specifications | | Flexible Cables | |
|-----------------------------------------------------------------|----------------|-----------------|--|
| | | Model | |
| [100 V] [200 V] 3,000-r/min Servomotors of 50 to 750 W | 3 m | R88A-CAKA003BR | |
| | 5 m | R88A-CAKA005BR | |
| | 10 m | R88A-CAKA010BR | |
| | 15 m | R88A-CAKA015BR | |
| | 20 m | R88A-CAKA020BR | |
| | 30 m | R88A-CAKA030BR | |
| | 40 m | R88A-CAKA040BR | |
| 50 m | R88A-CAKA050BR | | |

Note: For flexible brake cables for Servomotors of 6 to 15 kW, refer to the G5 series USER'S MANUAL and make your own brake cable. Confirm the Manual No. that is listed in Related Manuals.

Encoder Cable

| Specifications | | Flexible Cables | |
|---------------------------------------------------------------------------------------------------------------------------------------------------------------------------------------------------------------------------------------------------------------------------|----------------|-----------------|--|
| | | Model | |
| [100 V/200 V] 3,000-r/min Servomotors of 50 to 750 W (for both absolute encoders and incremental encoders) | 3 m | R88A-CRKA003CR | |
| | 5 m | R88A-CRKA005CR | |
| | 10 m | R88A-CRKA010CR | |
| | 15 m | R88A-CRKA015CR | |
| | 20 m | R88A-CRKA020CR | |
| | 30 m | R88A-CRKA030CR | |
| | 40 m | R88A-CRKA040CR | |
| [100 V and 200 V] 3,000-r/min Servomotors of 1.0 kW or more 2,000-r/min Servomotors 1,500-r/min Servomotors 1,000-r/min Servomotors [400 V] 3,000-r/min Servomotors 2,000-r/min Servomotors 1,500-r/min Servomotors 1,000-r/min Servomotors | 50 m | R88A-CRKA050CR | |
| | 3 m | R88A-CRKC003NR | |
| | 5 m | R88A-CRKC005NR | |
| | 10 m | R88A-CRKC010NR | |
| | 15 m | R88A-CRKC015NR | |
| | 20 m | R88A-CRKC020NR | |
| | 30 m | R88A-CRKC030NR | |
| 40 m | R88A-CRKC040NR | | |
| 50 m | R88A-CRKC050NR | | |

■ Cable/Connector

Absolute Encoder Battery Cable

| Name | Length | model |
|-------------------------------------------------------------------|--------|------------------|
| Absolute Encoder Battery Cable (Battery not included) | 0.3 m | R88A-CRGD0R3C |
| Absolute Encoder Battery Cable (One R88A-BAT01G Battery included) | 0.3 m | R88A-CRGD0R3C-BS |

Absolute Encoder Backup Battery

| Specifications | Model |
|--------------------|-------------|
| 2,000 mA • h 3.6 V | R88A-BAT01G |

Analog Monitor Cable

| Name | Length | Model |
|----------------------|--------|--------------|
| Analog Monitor Cable | 1 m | R88A-CMK001S |

Servo Drive Connectors (common)

| Name | Connects to | Model |
|--------------------------|-------------|-------------|
| Encoder Connector | CN2 | R88A-CNW01R |
| External Scale Connector | CN4 | R88A-CNK41L |
| safety bypass connector | CN8 | R88A-CNK81S |

Servo Drive Connectors

| Name | Connects to | Drive type | Model |
|-----------------------|-------------|---------------------------------------------------------------------------------------------------|-------------|
| Control I/O Connector | CN1 | General-purpose Input | R88A-CNU11C |
| | | MECHATROLINK-II Communications EtherCAT Communications EtherCAT Communications Linear motor | R88A-CNW01C |

Servomotor Connector

| Name | Applicable Servomotor Capacity | | Model |
|----------------------------------------|------------------------------------------------------------------------------------------------------------------------|--|-------------|
| | | | |
| Servomotor Connector for Encoder Cable | [100 V/200 V] 3,000 r/min (50 to 750 W) | | R88A-CNK02R |
| | [100 V/200 V] 3,000 r/min (1 to 5 kW) 2,000r/min, 1,000r/min [400 V] 3,000 r/min, 2,000 r/min, 1,000 r/min | | R88A-CNK04R |
| Power Cable Connector | (750 W max.) | | R88A-CNK11A |
| Brake Cable Connector | (750 W max.) | | R88A-CNK11B |

External Encoder Cable

| Name | Lengths | Model |
|-----------------------------|---------|----------------|
| Serial Communications Cable | 10 m | R88A-CRKE010SR |

■ Control Cables

Control Cables (for Connector Terminal Block/CN1)

| Name | Specifications | | Model | |
|------------------------------------------|-----------------------------------------------------------|---------------------------------------------------------------|---------------|-----------|
| Connector Terminal Block Cables | General-purpose Input | Length 1.0 m | XW2Z-100J-B24 | |
| | | Length 2.0 m | XW2Z-200J-B24 | |
| | MECHATROLINK-II Communications EtherCAT Communications | Length 1.0 m | XW2Z-100J-B34 | |
| | | Length 2.0 m | XW2Z-200J-B34 | |
| Connector Terminal Block Conversion Unit | General-purpose Input | Conversion Unit for General-purpose Controllers (M3 screws) | Through type | XW2B-50G4 |
| | | Conversion Unit for General-purpose Controllers (M3.5 screws) | | XW2B-50G5 |
| | | Conversion Unit for General-purpose Controllers (M3 screws) | Slim type | XW2D-50G6 |
| | MECHATROLINK-II Communications EtherCAT Communications | Conversion Unit for General-purpose Controllers (M3 screws) | Through type | XW2B-20G4 |
| | | Conversion Unit for General-purpose Controllers (M3.5 screws) | | XW2B-20G5 |
| | | Conversion Unit for General-purpose Controllers (M3 screws) | Slim type | XW2D-20G6 |

● General-purpose Inputs (Analog input/Pulse train input type)

Connection Cables (for CN1)

| Name | Specifications | The number of axes | Length | Model |
|-------------------------------------------------------------------|----------------------------------------|--------------------|--------|---------------|
| Position Control Unit (High-speed type) for Line-driver output | CJ1W-NC234/434 | for 1 axis | 1 m | XW2Z-100J-G9 |
| | | | 5 m | XW2Z-500J-G9 |
| | | | 10 m | XW2Z-10MJ-G9 |
| | | for 2 axis | 1 m | XW2Z-100J-G1 |
| | | | 5 m | XW2Z-500J-G1 |
| | | | 10 m | XW2Z-10MJ-G1 |
| Position Control Unit (High-speed type) for Open collector output | CJ1W-NC214/NC414 | for 1 axis | 1 m | XW2Z-100J-G13 |
| | | | 3 m | XW2Z-300J-G13 |
| | | for 2 axis | 1 m | XW2Z-100J-G5 |
| | | | 3 m | XW2Z-300J-G5 |
| | | | 5 m | XW2Z-500J-G5 |
| Control Cables for Motion Control Unit | CS1W-MC221 (-V1) CS1W-MC421 (-V1) | for 1 axis | 1 m | R88A-CPG001M1 |
| | | | 2 m | R88A-CPG002M1 |
| | | | 3 m | R88A-CPG003M1 |
| | | | 5 m | R88A-CPG005M1 |
| | | for 2 axis | 1 m | R88A-CPG001M2 |
| | | | 2 m | R88A-CPG002M2 |
| | | | 3 m | R88A-CPG003M2 |
| | | | 5 m | R88A-CPG005M2 |
| General-purpose Control Cables with Connector on One End | Cables for General-purpose Controllers | - | 1 m | R88A-CPG001S |
| | | | 2 m | R88A-CPG002S |

Device for External Signal Connection / Connecting Cables (for CJ1W-NC□□4)

| Name | Specifications | | Model | |
|---------------------------------|------------------------------------------|---------------------------------------|---------------|-----------|
| Connector Terminal Block Cables | Connection Cables | Normal wiring | Length 0.5 m | XW2Z-C50X |
| | | | Length 1.0 m | XW2Z-100X |
| | | | Length 2.0 m | XW2Z-200X |
| | | | Length 3.0 m | XW2Z-300X |
| | | | Length 5.0 m | XW2Z-500X |
| | | | Length 10.0 m | XW2Z-010X |
| | Connector Terminal Block Conversion Unit | 20 pin M3 screw Terminal Block type | Through type | XW2B-20G4 |
| | | 20 pin M3.5 screw Terminal Block type | Through type | XW2B-20G5 |
| | | 20 pin M3 screw Terminal Block type | Slim type | XW2D-20G6 |

Servo Relay Units (for CN1)

| Specifications | The number of axes | Model |
|----------------------------------------------------------------------------------------------------------------------------|--------------------|----------------------|
| Position Control Unit: For CJ1W-NC113/NC133 For CS1W-NC113/NC133 For C200HW-NC113 * | for 1 axis | XW2B-20J6-1B |
| Position Control Unit: For CJ1W-NC213/NC233/NC413/NC433 For CS1W-NC213/NC233/NC413/NC433 For C200HW-NC213/NC413 * | for 2 axis | XW2B-40J6-2B |
| For CJ2M-CPU31/CPU32/CPU33/CPU34/CPU35 For CJ2M-CPU11/CPU12/CPU13/CPU14/CPU15 | for 1 axis | XW2B-20J6-8A |
| | for 2 axis | XW2B-40J6-9A |
| For FQM1-MMA22 (Analog output) For FQM1-MMP22 (Pulse train output) | for 2 axis | XW2B-80J7-12A |

* C200HW-NC was discontinued.

Servo Relay Unit cable (for Servo Drive/CN1)

| Specifications | Length | Model |
|------------------------------------------------------------------------------------------------------------------|--------|----------------------|
| Position Control Unit: For CJ1W-NC□□3□ For CS1W/C200HW-NC□□□□ * | 1 m | XW2Z-100J-B25 |
| | 2 m | XW2Z-200J-B25 |
| For CJ2M-CPU31/CPU32/CPU33/CPU34/CPU35 For CJ2M-CPU11/CPU12/CPU13/CPU14/CPU15 (XW2B-20J6-8A, XW2B-40J6-9A) | 1 m | XW2Z-100J-B31 |
| | 2 m | XW2Z-200J-B31 |
| For FQM1-MMA22 (Analog output) (XW2B-80J7-12A) | 1 m | XW2Z-100J-B27 |
| | 2 m | XW2Z-200J-B27 |
| For FQM1-MMP22 (Pulse train output) (XW2B-80J7-12A) | 1 m | XW2Z-100J-B26 |
| | 2 m | XW2Z-200J-B26 |

* C200HW-NC was discontinued.

Note: You cannot use a Servo Relay Unit Cable for line-receiver inputs (+CWLD: CN1 pin 44, -CWLD: CN1 pin 45, +CCWLD: CN1 pin 46, -CCWLD: CN1 pin 47).

Use a General-purpose Control Cable and wire the connector to match the controller.

Servo Relay Unit cable (Position Control Unit)

| Specifications | The number of axes | Length | Model |
|-----------------------------------------------------------------------------------------------------------------------------------------------------|---------------------------------|--------|----------------------|
| CJ1W line-driver output type For CJ1W-NC133 (XW2B-20J6-1B) | for 1 axis | 0.5 m | XW2Z-050J-A18 |
| | | 1 m | XW2Z-100J-A18 |
| CJ1W line-driver output type For CJ1W-NC233/NC433 (XW2B-40J6-2B) | for 2 axis | 0.5 m | XW2Z-050J-A19 |
| | | 1 m | XW2Z-100J-A19 |
| CS1W line-driver output type For CS1W-NC133 (XW2B-20J6-1B) | for 1 axis | 0.5 m | XW2Z-050J-A10 |
| | | 1 m | XW2Z-100J-A10 |
| CS1W line-driver output type For CS1W-NC233/NC433 (XW2B-40J6-2B) | for 2 axis | 0.5 m | XW2Z-050J-A11 |
| | | 1 m | XW2Z-100J-A11 |
| CJ1W open collector output type For CJ1W-NC113 (XW2B-20J6-1B) | for 1 axis | 0.5 m | XW2Z-050J-A14 |
| | | 1 m | XW2Z-100J-A14 |
| CJ1W open collector output type For CJ1W-NC213/NC413 (XW2B-40J6-2B) | for 2 axis | 0.5 m | XW2Z-050J-A15 |
| | | 1 m | XW2Z-100J-A15 |
| CS1W/C200HW open collector output type For CS1W-NC113 For C200HW-NC113 * (XW2B-20J6-1B) | for 1 axis | 0.5 m | XW2Z-050J-A6 |
| | | 1 m | XW2Z-100J-A6 |
| CS1W/C200HW open collector output type For CS1W-NC213/NC413 For C200HW-NC213/NC413 * (XW2B-40J6-2B) | for 2 axis | 0.5 m | XW2Z-050J-A7 |
| | | 1 m | XW2Z-100J-A7 |
| CJ1M open collector output type For CJ2M-CPU31/CPU32/CPU33/CPU34/CPU35 For CJ2M-CPU11/CPU12/CPU13/CPU14/CPU15 (XW2B-20J6-8A, XW2B-40J6-9A) | for 1 axis | 0.5 m | XW2Z-050J-A33 |
| | | 1 m | XW2Z-100J-A33 |
| For FQM1-MMA22 (Analog output) (XW2B-80J7-12A) | General-purpose I/O (26 pin) | 0.5 m | XW2Z-050J-A28 |
| | | 1 m | XW2Z-100J-A28 |
| | | 2 m | XW2Z-200J-A28 |
| | Special I/O (40 pin) | 0.5 m | XW2Z-050J-A31 |
| | | 1 m | XW2Z-100J-A31 |
| | | 2 m | XW2Z-200J-A31 |
| For FQM1-MMP22 (Pulse train output) (XW2B-80J7-12A) | General-purpose I/O (26 pin) | 0.5 m | XW2Z-050J-A28 |
| | | 1 m | XW2Z-100J-A28 |
| | | 2 m | XW2Z-200J-A28 |
| | Special I/O (40 pin) | 0.5 m | XW2Z-050J-A30 |
| | | 1 m | XW2Z-100J-A30 |
| | | 2 m | XW2Z-200J-A30 |

* C200HW-NC was discontinued.

AC Servomotor/Drive G5-series

■ Communication Cables

● MECHATROLINK-II Communications

MECHATROLINK-related Devices and Cables (Manufactured by Yaskawa Corporation)





| Name | Length | Model | Yaskawa model number |
|---------------------------------------------------------------------------------------------------------------------------------|--------------------------------------|------------------------|----------------------|
| | | (OMRON model number) | |
| MECHATROLINK-II Cables (without ring core and USB connector on both ends) * Can be connected to R88D-GN and R88D-KN only. | 0.5 m | FNY-W6002-A5 | JEPMC-W6002-A5-E |
| | 1.0 m | FNY-W6002-01 | JEPMC-W6002-01-E |
| | 3.0 m | FNY-W6002-03 | JEPMC-W6002-03-E |
| | 5.0 m | FNY-W6002-05 | JEPMC-W6002-05-E |
| | 0.5 m | FNY-W6003-A5 | JEPMC-W6003-A5 |
| MECHATROLINK-II Cables (with ring core and USB connector on both ends) | 1.0 m | FNY-W6003-01 | JEPMC-W6003-01 |
| | 3.0 m | FNY-W6003-03 | JEPMC-W6003-03 |
| | 5.0 m | FNY-W6003-05 | JEPMC-W6003-05 |
| | 10.0 m | FNY-W6003-10 | JEPMC-W6003-10 |
| | 20.0 m | FNY-W6003-20 | JEPMC-W6003-20 |
| | 30.0 m | FNY-W6003-30 | JEPMC-W6003-30 |
| | MECHATROLINK-II Terminating Resistor | Terminating resistance | FNY-W6022 |
| MECHATROLINK-II Repeater | Communications Repeater | - | JEPMC-REP2000-E |

- MECHATROLINK-related Devices and Cables are manufactured by Yaskawa Corporation, but they can be ordered directly from OMRON using the OMRON model numbers. (Yaskawa-brand products will be delivered even when they are ordered from OMRON.)

● Recommended EtherCAT Communications Cables

Use Straight STP (shielded twisted-pair) cable of category 5 or higher with double shielding (braiding and aluminum foil tape) for EtherCAT.

Cabel with Connectors

| Item | Appearance | Recommended manufacturer | Cable length(m) | Model |
|---------------------------------------------------------------------------------------------------------------------------------------------------------------------------------------------------------------------------------------|-------------------------------------------------------------------------------------|--------------------------|-----------------|----------------------|
| Cable with Connectors on Both Ends (RJ45/RJ45) Standard RJ45 plugs type *1 Wire Gauge and Number of Pairs: AWG26, 4-pair Cable Cable Sheath material: LSZH *2 Cable color: Yellow |  | OMRON | 0.3 | XS6W-6LSZH8SS30CM-Y |
| | | | 0.5 | XS6W-6LSZH8SS50CM-Y |
| | | | 1 | XS6W-6LSZH8SS100CM-Y |
| | | | 2 | XS6W-6LSZH8SS200CM-Y |
| | | | 3 | XS6W-6LSZH8SS300CM-Y |
| Cable with Connectors on Both Ends (RJ45/RJ45) Rugged RJ45 plugs type *1 Wire Gauge and Number of Pairs: AWG22, 2-pair Cable Cable color: Light blue |  | OMRON | 0.3 | XS5W-T421-AMD-K |
| | | | 0.5 | XS5W-T421-BMD-K |
| | | | 1 | XS5W-T421-CMD-K |
| | | | 2 | XS5W-T421-DMD-K |
| | | | 5 | XS5W-T421-GMD-K |
| Cable with Connectors on Both Ends (M12 Straight/M12 Straight) Shield Strengthening Connector cable *4 M12/Smartclick Connectors Wire Gauge and Number of Pairs: AWG22, 2-pair Cable Cable color: Black |  | OMRON | 0.5 | XS5W-T421-BM2-SS |
| | | | 1 | XS5W-T421-CM2-SS |
| | | | 2 | XS5W-T421-DM2-SS |
| | | | 3 | XS5W-T421-EM2-SS |
| | | | 5 | XS5W-T421-GM2-SS |
| Cable with Connectors on Both Ends (M12 Straight/RJ45) Shield Strengthening Connector cable *4 M12/Smartclick Connectors Rugged RJ45 plugs type Wire Gauge and Number of Pairs: AWG22, 2-pair Cable Cable color: Black |  | OMRON | 0.5 | XS5W-T421-BMC-SS |
| | | | 1 | XS5W-T421-CMC-SS |
| | | | 2 | XS5W-T421-DMC-SS |
| | | | 3 | XS5W-T421-EMC-SS |
| | | | 5 | XS5W-T421-GMC-SS |
| | | | 10 | XS5W-T421-JMC-SS |

*1. Standard type cables length 0.2, 0.3, 0.5, 1, 1.5, 2, 3, 5, 7.5, 10, 15 and 20 m are available.

Rugged type cables length 0.3, 0.5, 1, 2, 3, 5, 10 and 15 m are available.

For details, refer to Cat.No.G019.

*2. The lineup features Low Smoke Zero Halogen cables for in-cabinet use and PUR cables for out-of-cabinet use. Although the LSZH cable is single shielded, its communications and noise characteristics meet the standards.

*3. Cables colors are available in blue, yellow, or Green.

*4. For details, contact your OMRON representative.


Cables / Connectors

Wire Gauge and Number of Pairs: AWG24, 4-pair Cable

| Item | Appearance | Recommended manufacturer | Model |
|-----------------|------------|------------------------------|-------------------------------|
| Cables | — | Hitachi Metals, Ltd. | NETSTAR-C5E SAB * 0.5 x 4P |
| | — | Kuramo Electric Co. | KETH-SB * |
| | — | SWCC Showa Cable Systems Co. | FAE-5004 * |
| RJ45 Connectors | — | Panduit Corporation | MPS588-C * |

* We recommend you to use above cable and connector together.

Wire Gauge and Number of Pairs: AWG22, 2-pair Cable

| Item | Appearance | Recommended manufacturer | Model |
|-------------------------|-----------------------------------------------------------------------------------|--------------------------|----------------|
| Cables | — | Kuramo Electric Co. | KETH-PSB-OMR * |
| | | JMACS Japan Co., Ltd. | PNET/B * |
| RJ45 Assembly Connector |  | OMRON | XS6G-T421-1 * |

* We recommend you to use above cable and connector together.

■ Peripheral Devices (External Regeneration Resistors, Reactors, Mounting Brackets)

External Regeneration Resistors

| Specifications | Model |
|----------------|----------------|
| 80 W 50 Ω | R88A-RR08050S |
| 80 W 100 Ω | R88A-RR080100S |
| 220 W 47 Ω | R88A-RR22047S1 |
| 500 W 20 Ω | R88A-RR50020S |

Reactors

| Specifications | | | | Model |
|----------------------------------------------------------------------------------|----------------------------------------------------------------------------------------------------------|----------------------------------------------------------------------------------------------------------|----------------------------------------------------------------------------------------------------------------------|--------------|
| General-purpose Inputs | MECHATROLINK-II Communications | EtherCAT Communications | Linear Motor with built-in EtherCAT communications | |
| R88D-KTA5L/-KT01H (For single-phase input) | R88D-KNA5L-ML2/-KN01H-ML2 (For single-phase input) | R88D-KNA5L-ECT/-KN01H-ECT (For single-phase input) | R88D-KN01H-ECT-L (For single-phase input) | 3G3AX-DL2002 |
| R88D-KT01L/-KT02H (For single-phase input) | R88D-KN01L-ML2/-KN02H-ML2 (For single-phase input) | R88D-KN01L-ECT/-KN02H-ECT (For single-phase input) | R88D-KN01L-ECT-L/-KN02H-ECT-L (For single-phase input) | 3G3AX-DL2004 |
| R88D-KT02L/-KT04H (For single-phase input) | R88D-KN02L-ML2/-KN04H-ML2 (For single-phase input) | R88D-KN02L-ECT/-KN04H-ECT (For single-phase input) | R88D-KN02L-ECT-L/-KN04H-ECT-L (For single-phase input) | 3G3AX-DL2007 |
| R88D-KT04L/-KT08H/ -KT10H (For single-phase input) | R88D-KN04L-ML2/-KN08H-ML2/ -KN10H-ML2 (For single-phase input) | R88D-KN04L-ECT/-KN08H-ECT/ -KN10H-ECT (For single-phase input) | R88D-KN04L-ECT-L/-KN08H-ECT-L/ -KN10H-ECT-L (For single-phase input) | 3G3AX-DL2015 |
| R88D-KT15H (For single-phase input) | R88D-KN15H-ML2 (For single-phase input) | R88D-KN15H-ECT (For single-phase input) | R88D-KN15H-ECT-L (For single-phase input) | 3G3AX-DL2022 |
| R88D-KT01H/-KT02H/ -KT04H/-KT08H/ -KT10H/-KT15H (For three-phase input) | R88D-KN01H-ML2/-KN02H-ML2/ -KN04H-ML2/-KN08H-ML2/ -KN10H-ML2/-KN15H-ML2 (For three-phase input) | R88D-KN01H-ECT/-KN02H-ECT/ -KN04H-ECT/-KN08H-ECT/ -KN10H-ECT/-KN15H-ECT (For three-phase input) | R88D-KN01H-ECT-L/-KN02H-ECT-L/ -KN04H-ECT-L/-KN08H-ECT-L/ -KN10H-ECT-L/-KN15H-ECT-L (For three-phase input) | 3G3AX-AL2025 |
| R88D-KT20H/-KT30H | R88D-KN20H-ML2/-KN30H-ML2 | R88D-KN20H-ECT/-KN30H-ECT | — | 3G3AX-AL2055 |
| R88D-KT50H | R88D-KN50H-ML2 | R88D-KN50H-ECT | — | 3G3AX-AL2110 |
| R88D-KT06F/-KT10F/-KT15F | R88D-KN06F-ML2/-KN10F-ML2/ -KN15F-ML2 | R88D-KN06F-ECT/-KN10F-ECT/ -KN15F-ECT | R88D-KN06F-ECT-L/-KN10F-ECT-L/ -KN15F-ECT-L | 3G3AX-AL4025 |
| R88D-KT20F/-KT30F | R88D-KN20F-ML2/-KN30F-ML2 | R88D-KN20F-ECT/-KN30F-ECT | R88D-KN20F-ECT-L/-KN30F-ECT-L | 3G3AX-AL4055 |
| R88D-KT50F | R88D-KN50F-ML2 | R88D-KN50F-ECT | — | 3G3AX-AL4110 |
| R88D-KT75H/-KT150F | — | R88D-KT75H-ECT/-KT150F-ECT | — | 3G3AX-AL4220 |

Mounting Brackets (L Brackets for Rack Mounting)

| Specifications | | | | Model |
|-------------------------------------------|--------------------------------------------------------------------|--------------------------------------------------------------------|------------------------------------------------------------------------------|------------|
| General-purpose Inputs | MECHATROLINK-II Communications | EtherCAT Communications | Linear Motor with built-in EtherCAT communications | |
| R88D-KTA5L/-KT01L/ -KT01H/-KT02H | R88D-KNA5L-ML2/-KN01L-ML2/ -KN01H-ML2/-KN02H-ML2 | R88D-KNA5L-ECT/-KN01L-ECT/ -KN01H-ECT/-KN02H-ECT | R88D-KN01L-ECT-L/-KN01H-ECT-L/ -KN02H-ECT-L | R88A-TK01K |
| R88D-KT02L/-KT04H | R88D-KN02L-ML2/-KN04H-ML2 | R88D-KN02L-ECT/-KN04H-ECT | R88D-KN02L-ECT-L/-KN04H-ECT-L | R88A-TK02K |
| R88D-KT04L/-KT08H | R88D-KN04L-ML2/-KN08H-ML2 | R88D-KN04L-ECT/-KN08H-ECT | R88D-KN04L-ECT-L/-KN08H-ECT-L | R88A-TK03K |
| R88D-KT10H/KT15H/ -KT06F/-KT10F/-KT15F | R88D-KN10H-ML2/-KN15H-ML2/ -KN06F-ML2/-KN10F-ML2/ -KN15F-ML2 | R88D-KN10H-ECT/-KN15H-ECT/ -KN06F-ECT/-KN10F-ECT/ -KN15F-ECT | R88D-KN10H-ECT-L/-KN15H-ECT-L/ -KN06F-ECT-L/-KN10F-ECT-L/ -KN15F-ECT-L | R88A-TK04K |

Note: Mounting brackets are provided with Servo Drives of 2 to 15 kW.

AC Servomotor/Drive G5-series

■ Software

How to Select Required Support Software for Your Controller

The required Support Software depends on the Controller to connect. Please check the following table when purchasing the Support Software.

| Item | Omron PLC System | Omron Machine Automation Controller System |
|-----------------------|----------------------------------------------------------------------------------------------------------------------------------------------------------------------------------------------------------------------------------------------------|-------------------------------------------------------------------------------------------------------------------------------------------------------------------------------|
| Controller | CS, CJ, CP, and other series | NJ-series |
| AC Servomotor/Drivers | G5-series <ul style="list-style-type: none"> • EtherCAT Communications • EtherCAT Communications Linear Motor • General-purpose input type(PulseTrain or Analog inputs) • MECHATROLINK-II Communications | G5-series <ul style="list-style-type: none"> • EtherCAT Communications (Unit version 2.1 or later recommended) • EtherCAT Communications Linear Motor |
| Software | FA Intergrated Tool Package CX-One | Automation Software Sysmac Studio |

■ FA Integrated Tool Package CX-One

| Product name | Specifications | | | Model | Standards |
|---------------------------------------------------|-----------------------------------------------------------------------------------------------------------------------------------------------------------------------------------------------------------------------------------------------------------------------------------------------------------------------------------------------------------------------------------------------------------------------------------------------------------------------------------------------------------------------------------|--------------------|-------|-----------------------|-----------|
| | | Number of licenses | Media | | |
| FA Integrated Tool Package CX-One Ver. 4.□ | <p>The CX-One is a comprehensive software package that integrates Support Software for OMRON PLCs and components.</p> <p>CX-One runs on following OS. OS: Windows XP (Service Pack 3 or higher, 32-bit version) / Windows Vista (32-bit/64-bit version) / Windows 7 (32-bit/64-bit version) / Windows 8 (32-bit/64-bit version) / Windows 8.1 (32-bit/64-bit version) / Windows 10 (32-bit/64-bit version)</p> <p>CX-One Version.4.□ includes CX-Drive Ver.2.□. For details, refer to the CX-One catalog (Cat. No. R134).</p> | 1 license * | DVD | CXONE-AL01D-V4 | – |

* Multi licenses (3, 10, 30, or 50 licenses) and DVD media without licenses are also available for the CX-One.

■ Automation Software Sysmac Studio

Please purchase a DVD and required number of licenses the first time you purchase the Sysmac Studio. DVDs and licenses are available individually. Each model of licenses does not include any DVD.

| Product name | Specifications | | | Model | Standards |
|------------------------------------------------|-------------------------------------------------------------------------------------------------------------------------------------------------------------------------------------------------------------------------------------------------------------------------------------------------------------------------------------------------------------------------------------------------------------------------------------------------------------------------------------------------------------------------------------------------------------------------------------------------------------------------------------------------------------------------------------------------------------------------------------------|--------------------|-------|----------------------|-----------|
| | | Number of licenses | Media | | |
| Sysmac Studio Standard Edition Ver.1.□□ | <p>The Sysmac Studio is the software that provides an integrated environment for setting, programming, debugging and maintenance of machine automation controllers including the NJ/NX-series CPU Units, NY-series Industrial PC, EtherCAT Slave, and the HMI.</p> <p>Sysmac Studio runs on the following OS. Windows 7 (32-bit/64-bit version) / Windows 8 (32-bit/64-bit version) / Windows 8.1 (32-bit/64-bit version) / Windows 10 (32-bit/64-bit version)</p> <p>The Sysmac Studio Standard Edition DVD includes Support Software to set up EtherNet/IP Units, DeviceNet slaves, Serial Communications Units, and Support Software for creating screens on HMIs (CX-Designer). For details, refer to your OMRON website.</p> | – (Media only) | DVD | SYSMAC-SE200D | – |
| | | 1 license * | – | SYSMAC-SE201L | – |

* Multi licenses are available for the Sysmac Studio (3, 10, 30, or 50 licenses).

Combination table

AC Servo Drive and Servomotor Combinations (3,000 r/min, 2,000 r/min, 1,500r/min, 1,000 r/min)

<Cylinder Type>

● 3,000-r/min servomotors

| Power Supply Voltage | Servo Drive Model Numbers | | | Servomotor Model Numbers | | |
|------------------------------------------------|---------------------------|------------------|------------------|--------------------------|--------------------------|-----------------------|
| | General-purpose Inputs | MECHATROLINK-II | EtherCAT | Output | With incremental encoder | With absolute encoder |
| Single-phase 100 to 120 VAC | R88D-KTA5L | R88D-KNA5L-ML2 | R88D-KNA5L-ECT | 50 W | R88M-K05030H-□ | R88M-K05030T-□ |
| | R88D-KT01L | R88D-KN01L-ML2 | R88D-KN01L-ECT | 100 W | R88M-K10030L-□ | R88M-K10030S-□ |
| | R88D-KT02L | R88D-KN02L-ML2 | R88D-KN02L-ECT | 200 W | R88M-K20030L-□ | R88M-K20030S-□ |
| | R88D-KT04L | R88D-KN04L-ML2 | R88D-KN04L-ECT | 400 W | R88M-K40030L-□ | R88M-K40030S-□ |
| Single-phase/ three-phase 200 to 240 VAC | R88D-KT01H * | R88D-KN01H-ML2 * | R88D-KN01H-ECT * | 50 W | R88M-K05030H-□ * | R88M-K05030T-□ * |
| | R88D-KT01H | R88D-KN01H-ML2 | R88D-KN01H-ECT | 100 W | R88M-K10030H-□ | R88M-K10030T-□ |
| | R88D-KT02H | R88D-KN02H-ML2 | R88D-KN02H-ECT | 200 W | R88M-K20030H-□ | R88M-K20030T-□ |
| | R88D-KT04H | R88D-KN04H-ML2 | R88D-KN04H-ECT | 400 W | R88M-K40030H-□ | R88M-K40030T-□ |
| | R88D-KT08H | R88D-KN08H-ML2 | R88D-KN08H-ECT | 750 W | R88M-K75030H-□ | R88M-K75030T-□ |
| | R88D-KT15H * | R88D-KN15H-ML2 * | R88D-KN15H-ECT * | 1 kW | R88M-K1K030H-□ * | R88M-K1K030T-□ * |
| Three-phase 200 to 240 VAC | R88D-KT15H | R88D-KN15H-ML2 | R88D-KN15H-ECT | 1.5 kW | R88M-K1K530H-□ | R88M-K1K530T-□ |
| | R88D-KT20H | R88D-KN20H-ML2 | R88D-KN20H-ECT | 2 kW | R88M-K2K030H-□ | R88M-K2K030T-□ |
| | R88D-KT30H | R88D-KN30H-ML2 | R88D-KN30H-ECT | 3 kW | R88M-K3K030H-□ | R88M-K3K030T-□ |
| | R88D-KT50H | R88D-KN50H-ML2 | R88D-KN50H-ECT * | 4 kW | R88M-K4K030H-□ | R88M-K4K030T-□ |
| Three-phase 400 to 480 VAC | R88D-KT50H | R88D-KN50H-ML2 | R88D-KN50H-ECT | 5 kW | R88M-K5K030H-□ | R88M-K5K030T-□ |
| | R88D-KT10F | R88D-KN10F-ML2 | R88D-KN10F-ECT * | 750 W | R88M-K75030F-□ | R88M-K75030C-□ |
| | R88D-KT15F * | R88D-KN15F-ML2 * | R88D-KN15F-ECT * | 1 kW | R88M-K1K030F-□ * | R88M-K1K030C-□ * |
| | R88D-KT15F | R88D-KN15F-ML2 | R88D-KN15F-ECT | 1.5 kW | R88M-K1K530F-□ | R88M-K1K530C-□ |
| | R88D-KT20F | R88D-KN20F-ML2 | R88D-KN20F-ECT | 2 kW | R88M-K2K030F-□ | R88M-K2K030C-□ |
| | R88D-KT30F | R88D-KN30F-ML2 | R88D-KN30F-ECT | 3 kW | R88M-K3K030F-□ | R88M-K3K030C-□ |
| | R88D-KT50F | R88D-KN50F-ML2 | R88D-KN50F-ECT * | 4 kW | R88M-K4K030F-□ | R88M-K4K030C-□ |
| R88D-KT50F | R88D-KN50F-ML2 | R88D-KN50F-ECT | 5 kW | R88M-K5K030F-□ | R88M-K5K030C-□ | |

● 1,500r/min, 2,000-r/min servomotors

| Power Supply Voltage | Servo Drive Model Numbers | | | Servomotor Model Numbers | | |
|------------------------------------------------|---------------------------|-------------------|-------------------|--------------------------|--------------------------|-----------------------|
| | General-purpose Inputs | MECHATROLINK-II | EtherCAT | Output | With incremental encoder | With absolute encoder |
| Single-phase/ three-phase 200 to 240 VAC | R88D-KT10H | R88D-KN10H-ML2 | R88D-KN10H-ECT | 1 kW | R88M-K1K020H-□ | R88M-K1K020T-□ |
| | R88D-KT15H | R88D-KN15H-ML2 | R88D-KN15H-ECT | 1.5 kW | R88M-K1K520H-□ | R88M-K1K520T-□ |
| Three-phase 200 to 240 VAC | R88D-KT20H | R88D-KN20H-ML2 | R88D-KN20H-ECT | 2 kW | R88M-K2K020H-□ | R88M-K2K020T-□ |
| | R88D-KT30H | R88D-KN30H-ML2 | R88D-KN30H-ECT | 3 kW | R88M-K3K020H-□ | R88M-K3K020T-□ |
| | R88D-KT50H * | R88D-KN50H-ML2 * | R88D-KN50H-ECT * | 4 kW | R88M-K4K020H-□ * | R88M-K4K020T-□ * |
| | R88D-KT50H | R88D-KN50H-ML2 | R88D-KN50H-ECT | 5 kW | R88M-K5K020H-□ | R88M-K5K020T-□ |
| | R88D-KT75H | – | R88D-KN75H-ECT | 7.5 kW | – | R88M-K7K515T-□ |
| | R88D-KT150H * | – | R88D-KN150H-ECT * | 11 kW | – | R88M-K11K015T-□ * |
| Three-phase 400 to 480 VAC | R88D-KT150H | – | R88D-KN150H-ECT | 15 kW | – | R88M-K15K015T-□ |
| | R88D-KT06F | R88D-KN06F-ML2 | R88D-KN06F-ECT* | 400 W | R88M-K40020F-□ | R88M-K40020C-□ |
| | R88D-KT06F | R88D-KN06F-ML2 | R88D-KN06F-ECT | 600 W | R88M-K60020F-□ | R88M-K60020C-□ |
| | R88D-KT10F | R88D-KN10F-ML2 | R88D-KN10F-ECT | 1 kW | R88M-K1K020F-□ | R88M-K1K020C-□ |
| | R88D-KT15F | R88D-KN15F-ML2 | R88D-KN15F-ECT | 1.5 kW | R88M-K1K520F-□ | R88M-K1K520C-□ |
| | R88D-KT20F | R88D-KN20F-ML2 | R88D-KN20F-ECT | 2 kW | R88M-K2K020F-□ | R88M-K2K020C-□ |
| | R88D-KT30F | R88D-KN30F-ML2 | R88D-KN30F-ECT | 3 kW | R88M-K3K020F-□ | R88M-K3K020C-□ |
| | R88D-KT50F * | R88D-KN50F-ML2 * | R88D-KN50F-ECT * | 4 kW | R88M-K4K020F-□ * | R88M-K4K020C-□ * |
| | R88D-KT50F | R88D-KN50F-ML2 | R88D-KN50F-ECT | 5 kW | R88M-K5K020F-□ | R88M-K5K020C-□ |
| | R88D-KT75F | – | R88D-KN75F-ECT | 7.5 kW | – | R88M-K7K515C-□ |
| R88D-KT150F * | – | R88D-KN150F-ECT * | 11 kW | – | R88M-K11K015C-□ * | |
| R88D-KT150F | – | R88D-KN150F-ECT | 15 kW | – | R88M-K15K015C-□ | |

* Please use the Servo Drive and Servomotor in this combination although their capacity is not same.

AC Servomotor/Drive G5-series

● 1,000-r/min servomotors

| Power Supply Voltage | Servo Drive Model Numbers | | | Servomotor Model Numbers | | |
|------------------------------------------------|---------------------------|------------------|------------------|--------------------------|--------------------------|-----------------------|
| | General-purpose Inputs | MECHATROLINK-II | EtherCAT | Output | With incremental encoder | With absolute encoder |
| Single-phase/ three-phase 200 to 240 VAC | R88D-KT15H * | R88D-KN15H-ML2 * | R88D-KN15H-ECT * | 900 W | R88M-K90010H-□ * | R88M-K90010T-□ * |
| Three-phase 200 to 240 VAC | R88D-KT30H * | R88D-KN30H-ML2 * | R88D-KN30H-ECT * | 2 kW | R88M-K2K010H-□ * | R88M-K2K010T-□ * |
| | R88D-KT50H * | R88D-KN50H-ML2 * | R88D-KN50H-ECT * | 3 kW | R88M-K3K010H-□ * | R88M-K3K010T-□ * |
| | R88D-KT50H * | – | R88D-KN50H-ECT * | 4.5 kW | – | R88M-K4K510T-□ * |
| | R88D-KT75H * | – | R88D-KN75H-ECT * | 6 kW | – | R88M-K6K010T-□ * |
| Three-phase 400 to 480 VAC | R88D-KT15F * | R88D-KN15F-ML2 * | R88D-KN15F-ECT * | 900 W | R88M-K90010F-□ * | R88M-K90010C-□ * |
| | R88D-KT30F * | R88D-KN30F-ML2 * | R88D-KN30F-ECT * | 2 kW | R88M-K2K010F-□ * | R88M-K2K010C-□ * |
| | R88D-KT50F * | R88D-KN50F-ML2 * | R88D-KN50F-ECT * | 3 kW | R88M-K3K010F-□ * | R88M-K3K010C-□ * |
| | R88D-KT50F * | – | R88D-KN50F-ECT * | 4.5 kW | – | R88M-K4K510C-□ * |
| | R88D-KT75F * | – | R88D-KN75F-ECT * | 6 kW | – | R88M-K6K010C-□ * |

* Please use the Servo Drive and Servomotor in this combination although their capacity is not same.

AC Servomotor and Decelerator Combinations (3,000 r/min, 2,000 r/min, 1,000 r/min)

<Cylinder Type>

● 3,000-r/min servomotors

| Motor model | 1/5 | 1/11 (1/9 for flange size No.11) | 1/21 | 1/33 | 1/45 |
|---------------------------|--------------------|----------------------------------------|--------------------|------------------------------------------------------|--------------------|
| R88M-K05030□ | R88G-HPG11B05100B□ | R88G-HPG11B09050B□ (Gear ratio 1/9) | R88G-HPG14A21100B□ | R88G-HPG14A33050B□ | R88G-HPG14A45050B□ |
| R88M-K10030□ | | R88G-HPG14A11100B□ | | R88G-HPG20A33100B□ | R88G-HPG20A45100B□ |
| R88M-K20030□ | R88G-HPG14A05200B□ | R88G-HPG14A11200B□ | R88G-HPG20A21200B□ | R88G-HPG20A33200B□ | R88G-HPG20A45200B□ |
| R88M-K40030□ | R88G-HPG14A05400B□ | R88G-HPG20A11400B□ | R88G-HPG20A21400B□ | R88G-HPG32A33400B□ | R88G-HPG32A45400B□ |
| R88M-K75030H/T (200 V) | R88G-HPG20A05750B□ | R88G-HPG20A11750B□ | R88G-HPG32A21750B□ | R88G-HPG32A33750B□ | R88G-HPG32A45750B□ |
| R88M-K75030F/C (400 V) | R88G-HPG32A052K0B□ | R88G-HPG32A112K0B□ | R88G-HPG32A211K5B□ | R88G-HPG32A33600SB□ (Also used with R88M-K60020□) | R88G-HPG50A451K5B□ |
| R88M-K1K030□ | | | | R88G-HPG50A332K0B□ | |
| R88M-K1K530□ | | | | | |
| R88M-K2K030□ | | | | | |
| R88M-K3K030□ | R88G-HPG32A053K0B□ | R88G-HPG50A113K0B□ | R88G-HPG50A213K0B□ | - | - |
| R88M-K4K030□ | R88G-HPG32A054K0B□ | R88G-HPG50A115K0B□ | - | - | - |
| R88M-K5K030□ | R88G-HPG50A055K0B□ | | - | - | - |

● 2,000-r/min servomotors

| Motor model | 1/5 | 1/11 | 1/21 (1/20 for flange size No.65) | 1/33 (1/25 for flange size No.65) | 1/45 |
|------------------------------|-----------------------------------------------------|-----------------------------------------------------|------------------------------------------------------|--------------------------------------|--------------------------------------|
| R88M-K40020□ (Only 400 V) | R88G-HPG32A052K0B□ (Also used with R88M-K2K030□) | R88G-HPG32A112K0B□ (Also used with R88M-K2K030□) | R88G-HPG32A211K5B□ (Also used with R88M-K1K5030□) | R88G-HPG32A33600SB□ | R88G-HPG32A45400SB□ |
| R88M-K60020□ (Only 400 V) | | | | | R88G-HPG50A451K5B□ (R88M-K1K530□) |
| R88M-K1K020□ | R88G-HPG32A053K0B□ (Also used with R88M-K3K030□) | R88G-HPG32A112K0SB□ | R88G-HPG32A211K0SB□ | R88G-HPG50A332K0SB□ | R88G-HPG50A451K0SB□ |
| R88M-K1K520□ | | | R88G-HPG50A213K0B□ (Also used with R88M-K3K030□) | | - |
| R88M-K2K020□ | | | - | | |
| R88M-K3K020□ | R88G-HPG32A054K0B□ (Also used with R88M-K4K030□) | R88G-HPG50A115K0B□ (Also used with R88M-K5K030□) | R88G-HPG50A213K0SB□ | R88G-HPG65A253K0SB□ | - |
| R88M-K4K020□ | R88G-HPG50A055K0SB□ | R88G-HPG50A115K0SB□ | R88G-HPG65A205K0SB□ | R88G-HPG65A255K0SB□ | - |
| R88M-K5K020□ | | | | | - |

● 1,000-r/min servomotors

| Motor model | 1/5 | 1/11 | 1/21 (1/20 for flange size No.65) | 1/33 (1/25 for flange size No.65) |
|--------------|------------------------------------------------------|------------------------------------------------------|------------------------------------------------------|------------------------------------------------------|
| R88M-K90010□ | R88G-HPG32A05900TB□ | R88G-HPG32A11900TB□ | R88G-HPG50A21900TB□ | R88G-HPG50A33900TB□ |
| R88M-K2K010□ | R88G-HPG32A052K0TB□ | R88G-HPG50A112K0TB□ | R88G-HPG50A212K0TB□ | R88G-HPG65A255K0SB□ (Also used with R88M-K5K020□) |
| R88M-K3K010□ | R88G-HPG50A055K0SB□ (Also used with R88M-K5K020□) | R88G-HPG50A115K0SB□ (Also used with R88M-K5K020□) | R88G-HPG65A205K0SB□ (Also used with R88M-K5K020□) | |

Linear Motor and AC Servo Drive Linear Motor Type Combinations

● Iron-core Linear Motor type

| Linear Motor Model Numbers | Power Supply Voltage (V) | Servo Drive Model Numbers | Maximum speed (m/s) |
|----------------------------|--------------------------|---------------------------|---------------------|
| R88L-EC-FW-0303-ANPC | 100 | R88D-KN01L-ECT-L | 2.5 |
| | 200 | R88D-KN02H-ECT-L | 5 |
| | 400 | R88D-KN06F-ECT-L | 10 |
| R88L-EC-FW-0306-ANPC | 100 | R88D-KN02L-ECT-L | 2.5 |
| | 200 | R88D-KN04H-ECT-L | 5 |
| | 400 | R88D-KN10F-ECT-L | 10 |
| R88L-EC-FW-0606-ANPC | 100 | R88D-KN04L-ECT-L | 2 |
| | 200 | R88D-KN08H-ECT-L | 4 |
| | 400 | R88D-KN15F-ECT-L | 8 |
| R88L-EC-FW-0609-ANPC | 200 | R88D-KN10H-ECT-L | 4 |
| | 400 | R88D-KN20F-ECT-L | 8 |
| R88L-EC-FW-0612-ANPC | 200 | R88D-KN15H-ECT-L | 4 |
| | 400 | R88D-KN30F-ECT-L | 8 |
| R88L-EC-FW-1112-ANPC | 200 | R88D-KN15H-ECT-L | 2 |
| | 400 | R88D-KN30F-ECT-L | 4 |
| R88L-EC-FW-1115-ANPC | 200 | R88D-KN15H-ECT-L | 2 |
| | 400 | R88D-KN30F-ECT-L | 4 |

● Ironless Linear Motor type

| Linear Motor Model Numbers | Power Supply Voltage (V) | Servo Drive Model Numbers | Maximum speed (m/s) |
|----------------------------|--------------------------|---------------------------|---------------------|
| R88L-EC-GW-0303-ANPS | 100 | R88D-KN01L-ECT-L | 8 |
| | 200 | R88D-KN02H-ECT-L | 16 |
| R88L-EC-GW-0306-ANPS | 100 | R88D-KN04L-ECT-L | 8 |
| | 200 | R88D-KN08H-ECT-L | 16 |
| R88L-EC-GW-0309-ANPS | 200 | R88D-KN10H-ECT-L | 16 |
| R88L-EC-GW-0503-ANPS | 100 | R88D-KN01L-ECT-L | 2.2 |
| | 200 | R88D-KN01H-ECT-L | 4.4 |
| R88L-EC-GW-0506-ANPS | 100 | R88D-KN02L-ECT-L | 2.2 |
| | 200 | R88D-KN04H-ECT-L | 4.4 |
| R88L-EC-GW-0509-ANPS | 100 | R88D-KN04L-ECT-L | 2.2 |
| | 200 | R88D-KN08H-ECT-L | 4.4 |
| R88L-EC-GW-0703-ANPS | 100 | R88D-KN02L-ECT-L | 1.2 |
| | 200 | R88D-KN04H-ECT-L | 2.4 |
| R88L-EC-GW-0706-ANPS | 100 | R88D-KN04L-ECT-L | 1.2 |
| | 200 | R88D-KN08H-ECT-L | 2.4 |
| R88L-EC-GW-0709-ANPS | 200 | R88D-KN10H-ECT-L | 2.4 |

Note: The maximum operation speed is limited by considering the guide mechanism, encoder, and other aspects. If it is 5 m/s or higher, please consult with your OMRON representative.

Controller Combinations

● Position Control unit ,Servo Relay Units and Cables

Select the Servo Relay Unit and Cable according to the model number of the Position Control Unit being used.

| Position Control Unit | Position Control Unit Cable | | Servo Relay Unit | | Servo Drive Cable | |
|------------------------------------------------------------------------------------------------------------------------------------------|-----------------------------|---------------|------------------|--------------|-------------------|--|
| CS1W-NC113 | XW2Z-□□□J-A6 | | XW2B-20J6-1B | | XW2Z-□□□J-B25 | |
| C200HW-NC113 * | | | | | | |
| CS1W-NC213 | XW2Z-□□□J-A7 | | XW2B-40J6-2B | | | |
| CS1W-NC413 | | | | | | |
| C200HW-NC213 * | | | | | | |
| C200HW-NC413 * | XW2Z-□□□J-A10 | | XW2B-20J6-1B | | | |
| CS1W-NC133 | | | | | | |
| CS1W-NC233 | | | | | | |
| CS1W-NC433 | XW2Z-□□□J-A11 | | XW2B-40J6-2B | | | |
| CJ1W-NC113 | | | | | | |
| CJ1W-NC213 | XW2Z-□□□J-A14 | | XW2B-20J6-1B | | | |
| CJ1W-NC413 | | | | | | |
| CJ1W-NC133 | XW2Z-□□□J-A15 | | XW2B-40J6-2B | | | |
| CJ1W-NC213 | | | | | | |
| CJ1W-NC133 | XW2Z-□□□J-A18 | | XW2B-20J6-1B | | | |
| CJ1W-NC233 | | | | | | |
| CJ1W-NC433 | XW2Z-□□□J-A19 | | XW2B-40J6-2B | | | |
| CJ1W-NC233 | | | | | | |
| CJ2M-CPU31 CJ2M-CPU32 CJ2M-CPU33 CJ2M-CPU34 CJ2M-CPU35 CJ2M-CPU11 CJ2M-CPU12 CJ2M-CPU13 CJ2M-CPU14 CJ2M-CPU15 | XW2Z-□□□J-A33 | | For 1 axis | XW2B-20J6-8A | XW2Z-□□□J-B31 | |
| | | | For 2 axis | XW2B-40J6-9A | | |
| FQM1-MMP22 | General-purpose I/O | XW2Z-□□□J-A28 | XW2B-80J7-12A | | XW2Z-□□□J-B26 | |
| | Special I/O | XW2Z-□□□J-A30 | | | | |
| FQM1-MMA22 | General-purpose I/O | XW2Z-□□□J-A28 | | | XW2Z-□□□J-B27 | |
| | Special I/O | XW2Z-□□□J-A31 | | | | |

* C200HW-NC was discontinued.

Note: 1. Insert the cable length into the boxes in the model number (□□□). Position Control Unit cables come in two lengths: 0.5 m and 1 m (some are also available in lengths of 2 m). Servo Driver Cables also come in two lengths: 1 m and 2 m.

2. Two Servo Driver Cables are required if 2-axis control is performed using one Position Control Unit.

3. Direct cable is available for CJ1W-NC□□4 Position Control Unit (High-Speed type).

| Specifications | The number of axes | Model |
|----------------------------------------------------|--------------------|---------------|
| For CJ1W-NC214/-NC414 (open collector output type) | 1 axis | XW2Z-□□□J-G13 |
| For CJ1W-NC214/-NC414 (open collector output type) | 2 axis | XW2Z-□□□J-G5 |
| For CJ1W-NC234/-NC434 (line-driver output type) | 1 axis | XW2Z-□□□J-G9 |
| For CJ1W-NC234/-NC434 (line-driver output type) | 2 axis | XW2Z-□□□J-G1 |

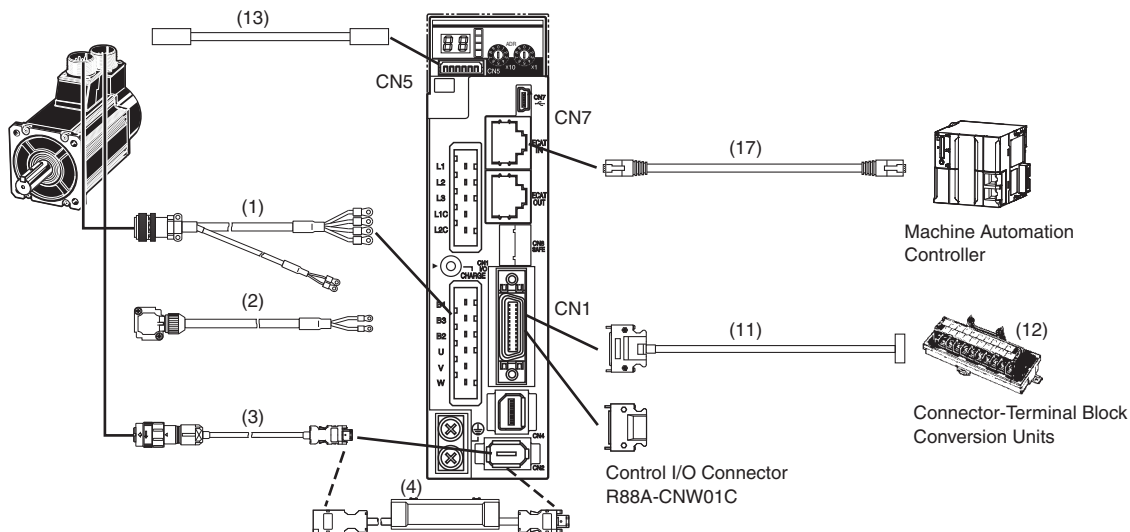
● Motion Control Unit Cables

There are special cables for 1-axis and 2-axis Motion Control Unit operation. Select the appropriate cable for the number of axes to be connected.

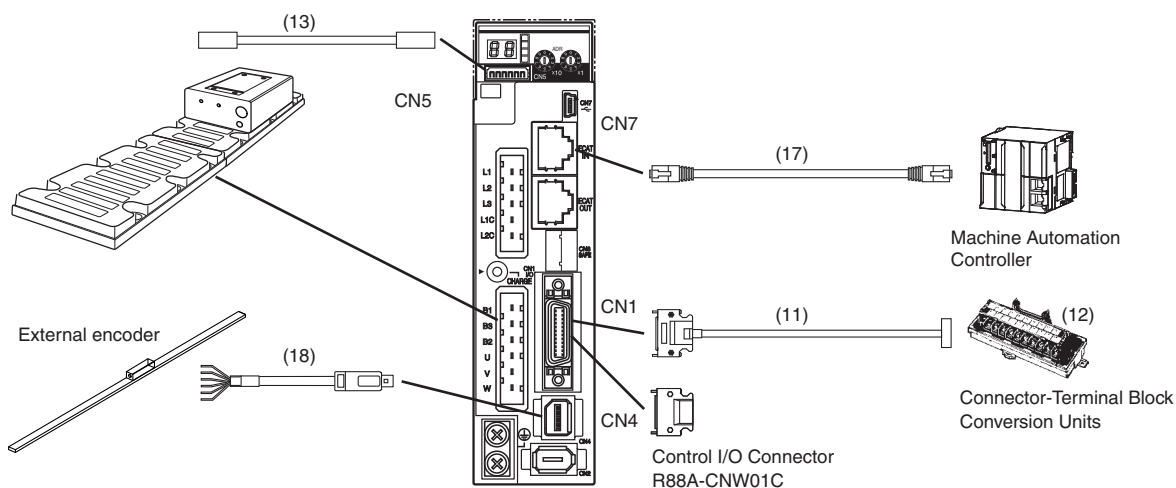
| Motion Control Unit | Cable | | Remarks |
|--------------------------------|------------|---------------|-------------------------------------------------------------------------------------------------------------------------------------------------------------------------------------------------|
| CS1W-MC221-V1 CS1W-MC421-V1 | For 1 axis | R88A-CPG□□□M1 | The □□□ digits in the model number indicate the cable length. Motion Control Unit Cables come in four lengths: 1 m, 2 m, 3 m, and 5 m. Example model number for 2-m 1-axis cable: R88A-CPG002M1 |
| | For 2 axis | R88A-CPG□□□M2 | |

Cable Combinations

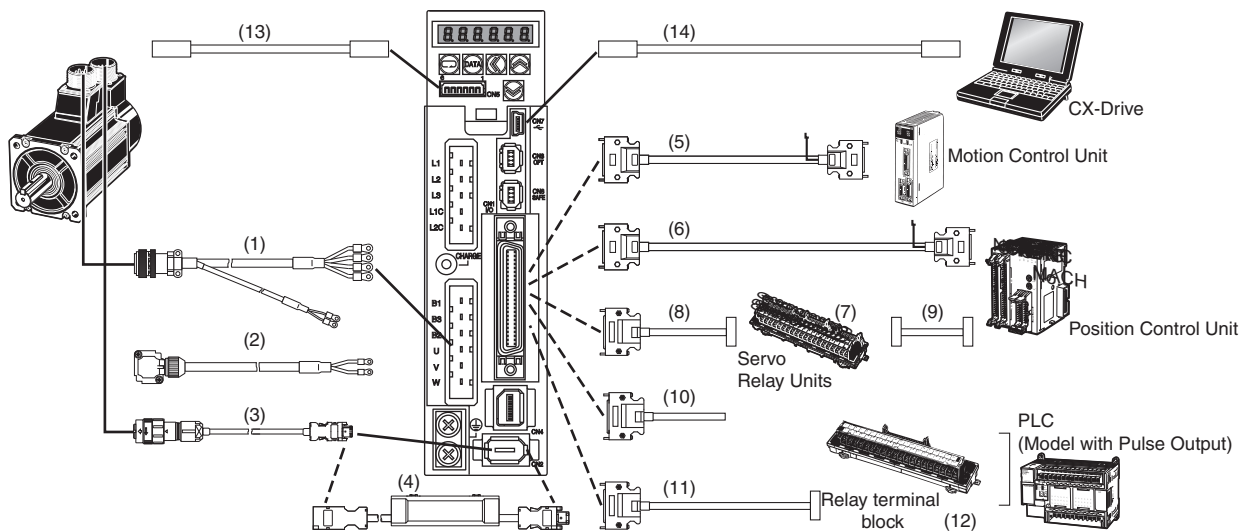
● EtherCAT Communications



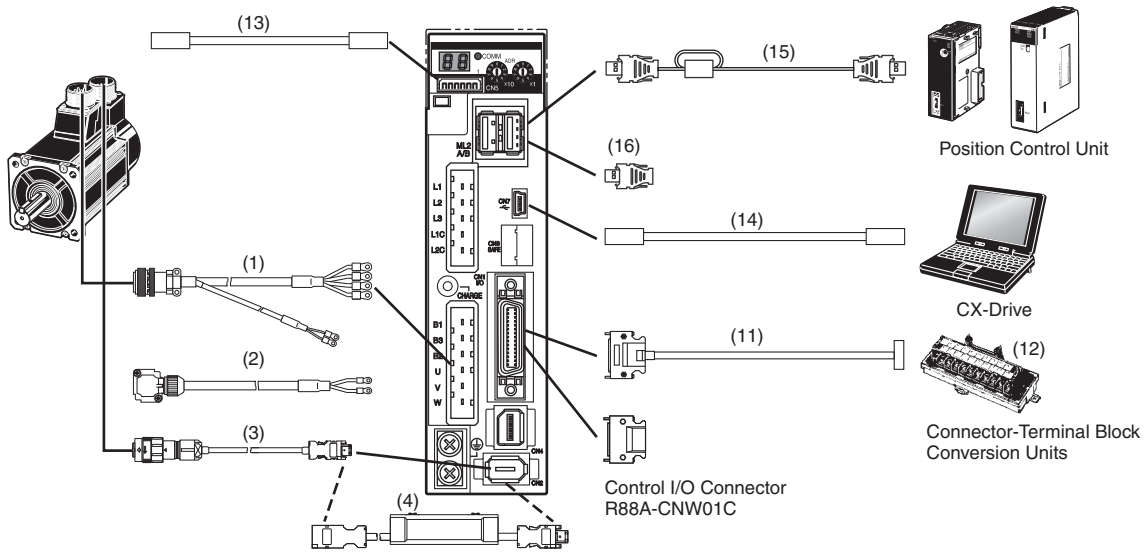
● EtherCAT Communications Linear Motor Type



● General-purpose Input

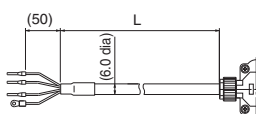
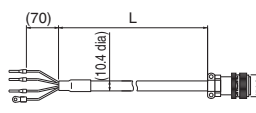
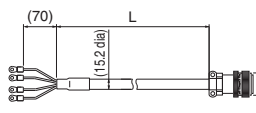
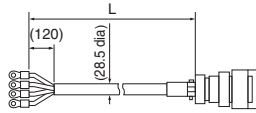
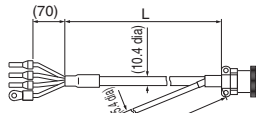
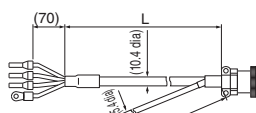
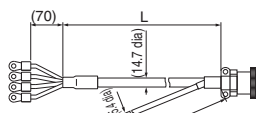


● MECHATROLINK-II Communications

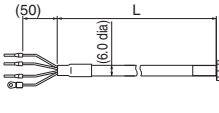
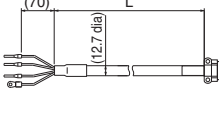
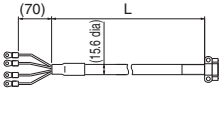
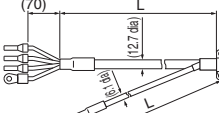
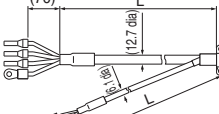



AC Servomotor/Drive G5-series

Servomotor Power Cables (For CNB)

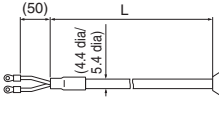
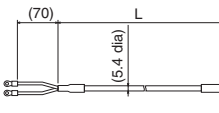
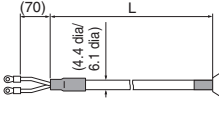
| Symbol | Name | Connected to | Model | Description | |
|--------|----------------|-----------------------------------------------------------------|--------------------------------------------------------------------------------------------------------------------------------------------------------------------------------------------------------------------------------------------------------------------------------------|-----------------------------------------------------------------------------------------------------------------------------------------|-------------------------------------------------------------------------------------------------------------------------------------------------------------------------------------------------------------------------------------------------------------------------------------|
| (1) | Without Brakes | Standard Servomotor Power Cables for Servomotors without Brakes | [100 V] [200 V] Cylindrical Servomotors, 3,000 r/min, 50 to 750 W | R88A-CAKA□□□S The empty boxes in the model number are for the cable length. The cable can be 3, 5, 10, 15, 20, 30, 40, or 50 m long. |  [Servomotor Connector] Angle plug: JN8FT04SJ1 (Japan Aviation Electronics Industry, Ltd.) Contact pins: ST-TMH-S-C1B-3500-A534G (Japan Aviation Electronics Industry, Ltd.) |
| | | | [200 V] Cylindrical Servomotors, 3,000 r/min, 1 to 2 kW Cylindrical Servomotors, 2,000 r/min, 1 to 2 kW Cylindrical Servomotors, 1,000 r/min, 900 W | R88A-CAGB□□□S The empty boxes in the model number are for the cable length. The cable can be 3, 5, 10, 15, 20, 30, 40, or 50 m long. |  [Servomotor Connector] Straight plug: N/MS3106B20-4S (Japan Aviation Electronics Industry, Ltd.) Cable clamp: N/MS3057-12A (Japan Aviation Electronics Industry, Ltd.) |
| | | | [400 V] Cylindrical Servomotors, 3,000 r/min, 750 W to 2 kW Cylindrical Servomotors, 2,000 r/min, 400 W to 2 kW Cylindrical Servomotors, 1,000 r/min, 900 W | R88A-CAGD□□□S The empty boxes in the model number are for the cable length. The cable can be 3, 5, 10, 15, 20, 30, 40, or 50 m long. |  [Servomotor Connector] Straight plug: N/MS3106B22-22S (Japan Aviation Electronics Industry, Ltd.) Cable clamp: N/MS3057-12A (Japan Aviation Electronics Industry, Ltd.) |
| | | | [200 V] [400 V] Cylindrical Servomotors, 3,000 r/min, 3 to 5 kW Cylindrical Servomotors, 2,000 r/min, 3 to 5 kW Cylindrical Servomotors, 1,000 r/min, 2 to 4.5 kW | R88A-CAGE□□□S The empty boxes in the model number are for the cable length. The cable can be 3, 5, 10, 15, 20, 30, 40, or 50 m long. |  [Servomotor Connector] Straight plug: N/MS3106B32-17S (Japan Aviation Electronics Industry, Ltd.) Cable clamp: N/MS3057-20A (Japan Aviation Electronics Industry, Ltd.) |
| | | | Note: Different connectors are used for the motor power and the brake on 100-V and 200-V, 3,000-r/min Servomotors of 50 to 750 W and Servomotors of 6 to 15 kW. When using a Servomotor with a brake, two cables are required: a Power Cable without Brake and a Brake Cable. | | |
| | With Brakes | Standard Servomotor Power Cables for Servomotors with Brakes | [200 V] Cylindrical Servomotors, 3,000 r/min, 1 to 2 kW Cylindrical Servomotors, 2,000 r/min, 1 to 2 kW Cylindrical Servomotors, 1,000 r/min, 900 W | R88A-CAGB□□□B The empty boxes in the model number are for the cable length. The cable can be 3, 5, 10, 15, 20, 30, 40, or 50 m long. |  [Servomotor Connector] Straight plug: N/MS3106B20-18S (Japan Aviation Electronics Industry, Ltd.) Cable clamp: N/MS3057-12A (Japan Aviation Electronics Industry, Ltd.) |
| | | | [400 V] Cylindrical Servomotors, 3,000 r/min, 750W to 2 kW Cylindrical Servomotors, 2,000 r/min, 400 W to 2 kW Cylindrical Servomotors, 1,000 r/min, 900 W | R88A-CAKF□□□B The empty boxes in the model number are for the cable length. The cable can be 3, 5, 10, 15, 20, 30, 40, or 50 m long. |  [Servomotor Connector] Straight plug: N/MS3106B24-11S (Japan Aviation Electronics Industry, Ltd.) Cable clamp: N/MS3057-16A (Japan Aviation Electronics Industry, Ltd.) |
| | | | [200 V] [400 V] Cylindrical Servomotors, 3,000 r/min, 3 to 5 kW Cylindrical Servomotors, 2,000 r/min, 3 to 5 kW Cylindrical Servomotors, 1,000 r/min, 2 to 3 kW | R88A-CAGD□□□B The empty boxes in the model number are for the cable length. The cable can be 3, 5, 10, 15, 20, 30, 40, or 50 m long. |  [Servomotor Connector] Straight plug: N/MS3106B24-11S (Japan Aviation Electronics Industry, Ltd.) Cable clamp: N/MS3057-16A (Japan Aviation Electronics Industry, Ltd.) |

Note: Insert the cable length into the boxes in the model number of cables. (3 m: 003, 5 m: 005, 10 m: 010)

| Symbol | Name | Connected to | Model | Description | |
|--------|------------------------------------------------------------------------------------|--------------------------------------------------------------------------------------------------------------------------------------------------------------------------------------------------------------------------------------------------------------------------------------|------------------------------------------------------------------------------------------------------------------------------------------|------------------------------------------------------------------------------------------------------------------------------------------------------------------------------------------------------------------------------------------------------------------------------------|--|
| (1) | Without Brakes Robot Servomotor Power Cables for Servomotors without Brakes | [100 V] [200 V] Cylindrical Servomotors, 3,000 r/min, 50 to 750 W | R88A-CAKA□□□SR The empty boxes in the model number are for the cable length. The cable can be 3, 5, 10, 15, 20, 30, 40, or 50 m long. |  [Servomotor Connector] Angle plug: JN8FT04SJ1 (Japan Aviation Electronics Industry, Ltd.) Connector pins: ST-TMH-S-C1B-3500-A534G (Japan Aviation Electronics Industry, Ltd.) | |
| | | [200 V] Cylindrical Servomotors, 3,000 r/min, 1 to 2 kW Cylindrical Servomotors, 2,000 r/min, 1 to 2 kW Cylindrical Servomotors, 1,000 r/min, 900 W | R88A-CAGB□□□SR The empty boxes in the model number are for the cable length. The cable can be 3, 5, 10, 15, 20, 30, 40, or 50 m long. |  [Servomotor Connector] Straight plug: N/MS3106B20-4S (Japan Aviation Electronics Industry, Ltd.) Cable clamp: N/MS3057-12A (Japan Aviation Electronics Industry, Ltd.) | |
| | | [400 V] Cylindrical Servomotors, 3,000 r/min, 750 W to 2 kW Cylindrical Servomotors, 2,000 r/min, 400 W to 2 kW Cylindrical Servomotors, 1,000 r/min, 900 W | R88A-CAGD□□□SR The empty boxes in the model number are for the cable length. The cable can be 3, 5, 10, 15, 20, 30, 40, or 50 m long. |  [Servomotor Connector] Straight plug: N/MS3106B22-22S (Japan Aviation Electronics Industry, Ltd.) Cable clamp: N/MS3057-12A (Japan Aviation Electronics Industry, Ltd.) | |
| | | [200 V] [400 V] Cylindrical Servomotors, 3,000 r/min, 3 to 5 kW Cylindrical Servomotors, 2,000 r/min, 3 to 5 kW Cylindrical Servomotors, 1,000 r/min, 2 to 4.5 kW | | | |
| | With Brakes Robot Servomotor Power Cables for Servomotors with Brakes | Note: Different connectors are used for the motor power and the brake on 100-V and 200-V, 3,000-r/min Servomotors of 50 to 750 W and Servomotors of 6 to 15 kW. When using a Servomotor with a brake, two cables are required: a Power Cable without Brake and a Brake Cable. | | | |
| | | [200 V] Cylindrical Servomotors, 3,000 r/min, 1 to 2 kW Cylindrical Servomotors, 2,000 r/min, 1 to 2 kW Cylindrical Servomotors, 1,000 r/min, 900 W | R88A-CAGB□□□BR The empty boxes in the model number are for the cable length. The cable can be 3, 5, 10, 15, 20, 30, 40, or 50 m long. |  [Servomotor Connector] Straight plug: N/MS3106B20-18S (Japan Aviation Electronics Industry, Ltd.) Cable clamp: N/MS3057-12A (Japan Aviation Electronics Industry, Ltd.) | |
| | | [400 V] Cylindrical Servomotors, 3,000 r/min, 750W to 2 kW Cylindrical Servomotors, 2,000 r/min, 400 W to 2 kW Cylindrical Servomotors, 1,000 r/min, 900 W | R88A-CAKF□□□BR The empty boxes in the model number are for the cable length. The cable can be 3, 5, 10, 15, 20, 30, 40, or 50 m long. |  [Servomotor Connector] Straight plug: N/MS3106B24-11S (Japan Aviation Electronics Industry, Ltd.) Cable clamp: N/MS3057-16A (Japan Aviation Electronics Industry, Ltd.) | |
| | | [200 V] [400 V] Cylindrical Servomotors, 3,000 r/min, 3 to 5 kW Cylindrical Servomotors, 2,000 r/min, 3 to 5 kW Cylindrical Servomotors, 1,000 r/min, 2 to 3 kW | R88A-CAGD□□□BR The empty boxes in the model number are for the cable length. The cable can be 3, 5, 10, 15, 20, 30, 40, or 50 m long. |  [Servomotor Connector] Straight plug: N/MS3106B24-11S (Japan Aviation Electronics Industry, Ltd.) Cable clamp: N/MS3057-16A (Japan Aviation Electronics Industry, Ltd.) | |

Note: Insert the cable length into the boxes in the model number of cables. (3 m: 003, 5 m: 005, 10 m: 010)

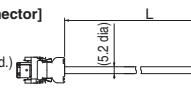

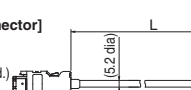
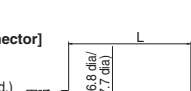
Brake Cables

| Symbol | Name | Connected to | Model | Description |
|--------|---------------------------------------------------------------|-----------------------------------------------------------------------------------------------|------------------------------------------------------------------------------------------------------------------------------------------------------------------------------------|------------------------------------------------------------------------------------------------------------------------------------------------------------------------------------------------------------------------------------------------------------------------------------------|
| (2) | Non-flexible Cables Brake Cables (Non-flexible Cables) | [100 V] [200 V] Cylindrical Servomotors, 3,000 r/min, 50 to 750 W | R88A-CAKA□□□B The empty boxes in the model number are for the cable length. The cable can be 3, 5, 10, 15, 20, 30, 40, or 50 m long. (3 to 20 m: 4.4 dia, 30 to 50 m: 5.4 dia) |  [Servomotor Connector] Angle plug: JN4FT02SJ1-R (Japan Aviation Electronics Industry, Ltd.) Connector pins: ST-TMH-S-C1B-3500-(A534G) (Japan Aviation Electronics Industry, Ltd.) |
| | | [200 V] [400 V] Cylindrical Servomotors, 1,500 r/min, 7.5 to 15 kW 1,000 r/min, 6 kW | R88A-CAGE□□□B The empty boxes in the model number are for the cable length. The cable can be 3, 5, 10, 15, 20, 30, 40, or 50 m long. (5.4 dia) |  [Servomotor Connector] Angle plug: N/MS3106B14S-2S (Japan Aviation Electronics Industry, Ltd.) Connector pins: N/MS3057-6A (Japan Aviation Electronics Industry, Ltd.) |
| | Flexible Cables Brake Cables (Flexible Cables) | [100 V] [200 V] Cylindrical Servomotors, 3,000 r/min, 50 to 750 W | R88A-CAKA□□□BR The empty boxes in the model number are for the cable length. The cable can be 3, 5, 10, 15, 20, 30, 40, or 50 m long. (3 to 20 m: 4.4 dia, 30 to 50 m: 6.1 dia) |  [Servomotor Connector] Angle plug: JN4FT02SJ1-R (Japan Aviation Electronics Industry, Ltd.) Connector pins: ST-TMH-S-C1B-3500-(A534G) (Japan Aviation Electronics Industry, Ltd.) |

Note: Insert the cable length into the boxes in the model number of cables. (3 m: 003, 5 m: 005, 10 m: 010)

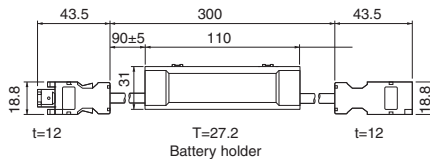
AC Servomotor/Drive G5-series

Encoder Cables (for CN2)

| Symbol | Name | Connected to | Model | Description |
|--------|----------------------------------------------------------------|----------------------------------------------------------------------------------------------------------------------------------------------------------------------------------------------|------------------------------------------------------------------------------------------------------------------------------------------------------------------------------------|--------------------------------------------------------------------------------------------------------------------------------------------------------------------------------------------------------------------------------------------------------------------------------------------------------------------------------------------------|
| (3) | Non-flexible Cables Standard Encoder Cables with Connectors | Cylindrical Servomotors, 3,000 r/min, 50 to 750 W (Absolute encoder/ Incremental encoder) | R88A-CRKA□□□C The empty boxes in the model number are for the cable length. The cable can be 3, 5, 10, 15, 20, 30, 40, or 50 m long. (3 to 20 m: 5.2 dia, 30 to 50 m: 6.8 dia) | [Servo Drive Connector] Connector: 55100-0670 (Molex Japan Co., Ltd.)  [Servomotor Connector] Angle clamp: JN6FR07SM1 (Japan Aviation Electronics Industry, Ltd.) Connector pins: LY10-C1-A1-10000 (Japan Aviation Electronics Industry, Ltd.) |
| | | Cylindrical Servomotors, 3,000 r/min, For 1 kW (200 V) For 750 W (400 V) Cylindrical Servomotors, 2,000 r/min, Cylindrical Servomotors, 1,000 r/min, (Absolute encoder/ Incremental encoder) | R88A-CRKC□□□N The empty boxes in the model number are for the cable length. The cable can be 3, 5, 10, 15, 20, 30, 40, or 50 m long. | [Servo Drive Connector] Connector: 55100-0670 (Molex Japan Co., Ltd.)  [Servomotor Connector] Straight plug: JN2DS10SL2-R (Japan Aviation Electronics Industry, Ltd.) Contact: JN1-22-22S-10000 (Japan Aviation Electronics Industry, Ltd.) |
| | Flexible Cables Robot Encoder Cables with Connectors | Cylindrical Servomotors, 3,000 r/min, 50 to 750 W (Absolute encoder/ Incremental encoder) | R88A-CRKA□□□CR The empty boxes in the model number are for the cable length. The cable can be 3, 5, 10, 15, 20, 30, 40, or 50 m long. (3 to 20 m: 5.2 dia, 30 to 50 m: 6.8 dia) | [Servo Drive Connector] Connector: 55100-0670 (Molex Japan Co., Ltd.)  [Servomotor Connector] Angle clamp: JN6FR07SM1 (Japan Aviation Electronics Industry, Ltd.) Connector pins: LY10-C1-A1-10000 (Japan Aviation Electronics Industry, Ltd.) |
| | | Cylindrical Servomotors, 3,000 r/min, For 1 kW (200 V) For 750 W (400 V) Cylindrical Servomotors, 2,000 r/min, Cylindrical Servomotors, 1,000 r/min, (Absolute encoder/ Incremental encoder) | R88A-CRKC□□□NR The empty boxes in the model number are for the cable length. The cable can be 3, 5, 10, 15, 20, 30, 40, or 50 m long. (3 to 20 m: 6.8 dia, 30 to 50 m: 7.7 dia) | [Servo Drive Connector] Connector: 55100-0670 (Molex Japan Co., Ltd.)  [Servomotor Connector] Straight plug: JN2DS10SL2-R (Japan Aviation Electronics Industry, Ltd.) Contact: JN1-22-22S-10000 (Japan Aviation Electronics Industry, Ltd.) |

Note: Insert the cable length into the boxes in the model number of cables. (3 m: 003, 5 m: 005, 10 m: 010)

Absolute Encoder Backup Battery and Absolute Encoder Battery Cable

| Symbol | Name | Specifications | Model | Description |
|--------|---------------------------------|-----------------------------------|------------------------|---------------------------------------------------------------------------------------|
| (4) | Absolute Encoder Battery Cable | Battery not included | 0.3 m R88A-CRGD0R3C |  |
| | | One R88A-BAT01G Battery included. | 0.3 m R88A-CRGD0R3C-BS | |
| | Absolute Encoder Backup Battery | - | R88A-BAT01G | - |

Control Cables (for CN1)

| Symbol | Name | Connected to | Model |
|--------|---------------------------------------------------------------------------------------|-------------------------------------------------------------------|----------------------------------------------------------------------------------------------------------------------------------------------------------------------------------------------------------------|
| (5) | Control Cables for Motion Control Units | Motion Control Units (for all SYSMAC CS1/C200H) | R88A-CPG□□□◇ The empty boxes in the model number are for the cable length. The cable can be 1, 2, 3, or 5 m long. The empty diamond in the model number is for the number of axes. One axis: 1, Two axes: 2 |
| (6) | Control Cables Direct connection cable for Position Control Unit (High-speed type) | Line-driver output type (High-speed type) for CJ1W-NC234/434 | For 1 axis XW2Z-□□□J-G9 The empty boxes in the model number are for the cable length. The cable can be 1, 5, or 10 m long. |
| | | Line-driver output type (High-speed type) for CJ1W-NC234/434 | For 2 axis XW2Z-□□□J-G1 The empty boxes in the model number are for the cable length. The cable can be 1, 5, or 10 m long. |
| | | Open collector output type (High-speed type) for CJ1W-NC214/NC414 | For 1 axis XW2Z-□□□J-G13 The empty boxes in the model number are for the cable length. The cable can be 1, or 3 m long. |
| | | Open collector output type (High-speed type) for CJ1W-NC214/NC414 | For 2 axis XW2Z-□□□J-G5 The empty boxes in the model number are for the cable length. The cable can be 1, or 3 m long. |

Note: Use the following codes in □□□ for the cable length: 0.5 m: 050, 1 m: 100, 2 m: 200, 3 m: 300, 5 m: 500, and 10 m: 10M. However, for General-purpose Control Cables, use "001" for a 1-m cable.

| Symbol | Name | Connected to | Model |
|--------|-------------------------------------------------------------|------------------------------------------------------------------------------------------------------------------------------|---------------------------------------------------------------------------------------------------------------------------------------|
| (7) | Servo Relay Units | Position Control Unit: For CJ1W-NC113/NC133 For CS1W-NC113/NC133 (For C200HW-NC113 *) | For 1 axis XW2B-20J6-1B |
| | | Position Control Unit: For CJ1W-NC213/NC233/NC413/NC433 For CS1W-NC213/NC233/NC413/NC433 (For C200HW-NC213/NC413 *) | For 2 axis XW2B-40J6-2B |
| | | For CJ1M-CPU21/CPU22/CPU23 | For 1 axis XW2B-20J6-8A For 2 axis XW2B-40J6-9A |
| | | For FQM1-MMA22 (Analog output) For FQM1-MMP22 (Pulse train output) | For 2 axis XW2B-80J7-12A |
| (8) | Servo Relay Unit Cables for Servo Drives | Position Control Unit: For CJ1W-NC□□3, CS1W/C200HW-NC□□□ * (XW2B-20J6-1B, XW2B-40J6-2B) | XW2Z-□□□J-B25 The empty boxes in the model number are for the cable length. The cable can be 1, or 2 m long. |
| | | For CJ1M-CPU21/CPU22/CPU23 (XW2B-20J6-8A, XW2B-40J6-9A) | XW2Z-□□□J-B31 The empty boxes in the model number are for the cable length. The cable can be 1, or 2 m long. |
| | | For FQM1-MMA22 (Analog output) (XW2B-80J7-12A) | XW2Z-□□□J-B27 The empty boxes in the model number are for the cable length. The cable can be 1, or 2 m long. |
| | | For FQM1-MMP22 (Pulse train output) (XW2B-80J7-12A) | XW2Z-□□□J-B26 The empty boxes in the model number are for the cable length. The cable can be 1, or 2 m long. |
| (9) | Connection Cables | CJ1W line-driver output type for CJ1W-NC133 | For 1 axis XW2Z-□□□J-A18 The empty boxes in the model number are for the cable length. The cable can be 0.5, or 1 m long. |
| | | CJ1W line-driver output type for CJ1W-NC233/NC433 | For 2 axis XW2Z-□□□J-A19 The empty boxes in the model number are for the cable length. The cable can be 0.5, or 1 m long. |
| | | CS1W line-driver output type for CS1W-NC133 | For 1 axis XW2Z-□□□J-A10 The empty boxes in the model number are for the cable length. The cable can be 0.5, or 1 m long. |
| | | CS1W line-driver output type for CS1W-NC233/NC433 | For 2 axis XW2Z-□□□J-A11 The empty boxes in the model number are for the cable length. The cable can be 0.5, or 1 m long. |
| | Servo Relay Unit Cables for Position Control Units | CJ1W open collector output type for CJ1W-NC113 | For 1 axis XW2Z-□□□J-A14 The empty boxes in the model number are for the cable length. The cable can be 0.5, or 1 m long. |
| | | CJ1W open collector output type for CJ1W-NC213/NC413 | For 2 axis XW2Z-□□□J-A15 The empty boxes in the model number are for the cable length. The cable can be 0.5, or 1 m long. |
| | | CS1W/C200HW open collector output type for CS1W-NC113 for C200HW-NC113 * | For 1 axis XW2Z-□□□J-A6 The empty boxes in the model number are for the cable length. The cable can be 0.5, or 1 m long. |
| | | CS1W/C200HW open collector output type for CS1W-NC213/NC413 for C200HW-NC213/NC413 * | For 2 axis XW2Z-□□□J-A7 The empty boxes in the model number are for the cable length. The cable can be 0.5, or 1 m long. |
| | | CSW/C200HW open collector output type for CJ1M-CPU21/CPU22/CPU23 | For 1 axis XW2Z-□□□J-A33 The empty boxes in the model number are for the cable length. The cable can be 0.5, or 1 m long. |

* C200HW-NC was discontinued.

Note: Use the following codes in □□□ for the cable length: 0.5 m: 050, 1 m: 100, 2 m: 200, 3 m: 300, 5 m: 500, and 10 m: 10M.

AC Servomotor/Drive G5-series

| Symbol | Name | | Connected to | | | Model | |
|--------|----------------------------------------------------------|-------------------------------------------|----------------------------------------------------|-----------------------------------------------------------------------|------------------------------|------------------------------------------------------------------------------------------------------------------------|-------------------------------------------------------------------------------------------------------------------------|
| (9) | Servo Relay Units/Connection Cables | Connection Cables | Servo Relay Unit Cables for Position Control Units | For FQM1-MMA22 (Analog output) For FQM1-MMP22 (Pulse train output) | General-purpose I/O (26 pin) | For 2 axis | XW2Z-□□□J-A28 The empty boxes in the model number are for the cable length. The cable can be 0.5, 1, or 2 m long. |
| | | | | For FQM1-MMA22 (Analog output) | Special I/O (40 pin) | For 2 axis | XW2Z-□□□J-A31 The empty boxes in the model number are for the cable length. The cable can be 0.5, 1, or 2 m long. |
| | | | | For FQM1-MMP22 (Pulse train output) | Special I/O (40 pin) | For 2 axis | XW2Z-□□□J-A30 The empty boxes in the model number are for the cable length. The cable can be 0.5, 1, or 2 m long. |
| (10) | General-purpose Control Cables with Connector on One End | | Cables for General-purpose Controllers | | | R88A-CPG□□□S The empty boxes in the model number are for the cable length. The cable can be 0.5, 1, or 2 m long. | |
| (11) | For Connector Terminal Block | Connector Terminal Block Cables | Cable for General-purpose Controllers | | | XW2Z-□□□J-B24 The empty boxes in the model number are for the cable length. The cable can be 1, or 2 m long. | |
| | | | Cable for MECHATROLINK-II Communications | | | XW2Z-□□□J-B34 The empty boxes in the model number are for the cable length. The cable can be 1, or 2 m long. | |
| (12) | For Connector Terminal Block | Connector-Terminal Block Conversion Units | Cable for General-purpose Controllers | M3 screws | XW2B-50G4 | | |
| | | | | M3.5 screws | XW2B-50G5 | | |
| | | | | M3 screws | XW2D-50G6 | | |
| | | | Cable for MECHATROLINK-II Communications | M3 screws | XW2B-20G4 | | |
| | | | | M3.5 screws | XW2B-20G5 | | |
| | | | | M3 screws | XW2D-20G6 | | |

Note: Use the following codes in □□ for the cable length: 0.5 m: 050, 1 m: 100, 2 m: 200, 3 m: 300, 5 m: 500, and 10 m:10M.
However, for General-purpose Control Cables, use "001" for a 1-m cable.

Monitor Connector (for CN5)


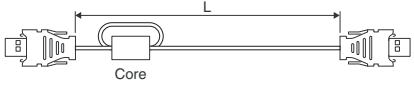
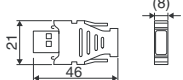
| Symbol | Name | Lengths | Model |
|--------|----------------------|---------|--------------|
| (13) | Analog Monitor Cable | 1 m | R88A-CMK001S |

Communications Connector (for CN7)

| Symbol | Name | Description |
|--------|--------------------------|---------------------------------------|
| (14) | USB communications cable | General purpose USB cable can be used |

Note: Use a commercially available USB cable that is shield, equipped with a ferrite core for noise immunity, and Supporting for USB2.0. The Mini B type USB cable can be used.

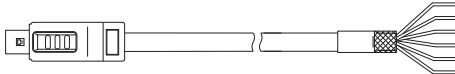
MECHATROLINK-II Communication Cable

| Symbol | Name | Length (L) | Model (OMRON model number) | Yaskawa model number | Description | |
|--------|----------------------------------------------------------------------------------------|----------------------------------------|----------------------------|----------------------|---------------------------------------------------------------------------------------------------------------------------------------------|---------------------------------------------------------------------------------------|
| (15) | MECHATROLINK-II Communication Cable * Can be connected to R88D-GN and R88D-KN only. | 0.5m | FNY-W6002-A5 | JEPMC-W6002-A5-E | (without ring core and USB connector on both ends)  | |
| | | 1m | FNY-W6002-01 | JEPMC-W6002-01-E | | |
| | | 3m | FNY-W6002-03 | JEPMC-W6002-03-E | | |
| | | 5m | FNY-W6002-05 | JEPMC-W6002-05-E | | |
| | MECHATROLINK-II Communication Cable | 0.5m | FNY-W6003-A5 | JEPMC-W6003-A5 | (with ring core and USB connector on both ends)  | |
| | | 1m | FNY-W6003-01 | JEPMC-W6003-01 | | |
| | | 3m | FNY-W6003-03 | JEPMC-W6003-03 | | |
| | | 5m | FNY-W6003-05 | JEPMC-W6003-05 | | |
| | | 10m | FNY-W6003-10 | JEPMC-W6003-10 | | |
| | | 20m | FNY-W6003-20 | JEPMC-W6003-20 | | |
| | (16) | MECHATROLINK-II Terminating resistance | - | FNY-W6022 | JEPMC-W6022 |  |

EtherCAT Communication Cable

| Symbol | Name | Description |
|--------|----------------|------------------------------------------------------------------------------------------------------------------------------------------------------------------------------------------------------------------------------------------------------------------------------------------------------------------|
| (17) | Ethernet Cable | EtherCAT Communication Cables <ul style="list-style-type: none"> • Use a category 5 or higher cable with double, aluminum tape and braided shielding. Connector (Modular Plug) Specifications <ul style="list-style-type: none"> • Use a category 5 or higher, shielded connector. |

External encoder Cables

| Symbol | Name | Length (L) | Model | Description |
|--------|-----------------------------|------------|----------------|-----------------------------------------------------------------------------------------------------------|
| (18) | Serial Communications Cable | 10m | R88A-CRKE010SR | CN4 with Connectors  |

Connectors

| Connectors | Name | Model |
|------------|----------------------------------------------------------------------------------|-------------|
| CN1 | Control I/O Connector (General-purpose Input) | R88A-CNU11C |
| | Control I/O Connector (MECHATROLINK-II Communications) (EtherCAT Communications) | R88A-CNW01C |
| CN2 | Encoder Connector | R88A-CNW01R |
| CN4 | External scale connector | R88A-CNK41L |
| CN8 | Safety connector | R88A-CNK81S |

Servomotor Connector

| Connectors | Name | Connected to | Model |
|------------|-----------------------------------|----------------------------------------------------------------------------------|-------------|
| - | Motor connector for encoder cable | 3,000 r/min, 50 to 750 W | R88A-CNK02R |
| | | 3,000 r/min, 1 to 5 kW (200 V)/750 W to 5 kW (400 V) 2,000 r/min, 1,000 r/min | R88A-CNK04R |
| - | Power cable connector | 750 W max. (100 V/200 V) | R88A-CNK11A |
| - | Brake cable connector | 750 W max. (100 V/200 V) | R88A-CNK11B |

Related Manuals

Please read the relevant manuals of G5-Series

| English Cat. No. | Japanese Cat. No. | Type | Name |
|------------------|-------------------|------------------------|-----------------------------------------------------------------------------------------------------------|
| I571 | SBCE-357 | R88D-KT/R88M-K | G5-SERIES AC SERVO MOTOR AND SERVO DRIVE USER'S MANUAL |
| I572 | SBCE-358 | R88D-KN□-ML2/R88M-K | G5-SERIES MECHATROLINK-II Communications AC SERVO MOTOR AND SERVO DRIVE USER'S MANUAL |
| I573 | SBCE-360 | R88D-KN□-ECT-R/R88M-K | G5-SERIES EtherCAT Communications for Position Control AC SERVO MOTOR AND SERVO DRIVE USER'S MANUAL |
| I576 | SBCE-365 | R88D-KN□-ECT/R88M-K | G5-SERIES EtherCAT Communications AC SERVO MOTOR AND SERVO DRIVE USER'S MANUAL |
| I577 | SBCE-366 | R88D-KN□-ECT-L/R88L-EC | G5-SERIES EtherCAT Communications Linear Motor Type LINEARMOTOR AND DRIVE USER'S MANUAL |
| W487 | SBCE-359 | CJ1W-NC□81/CJ1W-NC□82 | CJ-series Position Control Unit Operation Manual |
| W446 | SBCA-337 | CXONE-AL□□D-V□ | CX-Programmer Operation Manual |
| W453 | SBCE-375 | CXONE-AL□□D-V□ | CX-Drive OPERATION MANUAL |
| W504 | SBCA-362 | SYSMAC-SE2□□□ | Sysmac Studio Version 1 Operation Manual |

Terms and Conditions Agreement

Read and understand this catalog.

Please read and understand this catalog before purchasing the products. Please consult your OMRON representative if you have any questions or comments.

Warranties.

- (a) Exclusive Warranty. Omron's exclusive warranty is that the Products will be free from defects in materials and workmanship for a period of twelve months from the date of sale by Omron (or such other period expressed in writing by Omron). Omron disclaims all other warranties, express or implied.
- (b) Limitations. OMRON MAKES NO WARRANTY OR REPRESENTATION, EXPRESS OR IMPLIED, ABOUT NON-INFRINGEMENT, MERCHANTABILITY OR FITNESS FOR A PARTICULAR PURPOSE OF THE PRODUCTS. BUYER ACKNOWLEDGES THAT IT ALONE HAS DETERMINED THAT THE PRODUCTS WILL SUITABLY MEET THE REQUIREMENTS OF THEIR INTENDED USE.

Omron further disclaims all warranties and responsibility of any type for claims or expenses based on infringement by the Products or otherwise of any intellectual property right. (c) Buyer Remedy. Omron's sole obligation hereunder shall be, at Omron's election, to (i) replace (in the form originally shipped with Buyer responsible for labor charges for removal or replacement thereof) the non-complying Product, (ii) repair the non-complying Product, or (iii) repay or credit Buyer an amount equal to the purchase price of the non-complying Product; provided that in no event shall Omron be responsible for warranty, repair, indemnity or any other claims or expenses regarding the Products unless Omron's analysis confirms that the Products were properly handled, stored, installed and maintained and not subject to contamination, abuse, misuse or inappropriate modification. Return of any Products by Buyer must be approved in writing by Omron before shipment. Omron Companies shall not be liable for the suitability or unsuitability or the results from the use of Products in combination with any electrical or electronic components, circuits, system assemblies or any other materials or substances or environments. Any advice, recommendations or information given orally or in writing, are not to be construed as an amendment or addition to the above warranty.

See <http://www.omron.com/global/> or contact your Omron representative for published information.

Limitation on Liability; Etc.

OMRON COMPANIES SHALL NOT BE LIABLE FOR SPECIAL, INDIRECT, INCIDENTAL, OR CONSEQUENTIAL DAMAGES, LOSS OF PROFITS OR PRODUCTION OR COMMERCIAL LOSS IN ANY WAY CONNECTED WITH THE PRODUCTS, WHETHER SUCH CLAIM IS BASED IN CONTRACT, WARRANTY, NEGLIGENCE OR STRICT LIABILITY.

Further, in no event shall liability of Omron Companies exceed the individual price of the Product on which liability is asserted.

Suitability of Use.

Omron Companies shall not be responsible for conformity with any standards, codes or regulations which apply to the combination of the Product in the Buyer's application or use of the Product. At Buyer's request, Omron will provide applicable third party certification documents identifying ratings and limitations of use which apply to the Product. This information by itself is not sufficient for a complete determination of the suitability of the Product in combination with the end product, machine, system, or other application or use. Buyer shall be solely responsible for determining appropriateness of the particular Product with respect to Buyer's application, product or system. Buyer shall take application responsibility in all cases.

NEVER USE THE PRODUCT FOR AN APPLICATION INVOLVING SERIOUS RISK TO LIFE OR PROPERTY OR IN LARGE QUANTITIES WITHOUT ENSURING THAT THE SYSTEM AS A WHOLE HAS BEEN DESIGNED TO ADDRESS THE RISKS, AND THAT THE OMRON PRODUCT(S) IS PROPERLY RATED AND INSTALLED FOR THE INTENDED USE WITHIN THE OVERALL EQUIPMENT OR SYSTEM.

Programmable Products.

Omron Companies shall not be responsible for the user's programming of a programmable Product, or any consequence thereof.

Performance Data.

Data presented in Omron Company websites, catalogs and other materials is provided as a guide for the user in determining suitability and does not constitute a warranty. It may represent the result of Omron's test conditions, and the user must correlate it to actual application requirements. Actual performance is subject to the Omron's Warranty and Limitations of Liability.

Change in Specifications.

Product specifications and accessories may be changed at any time based on improvements and other reasons. It is our practice to change part numbers when published ratings or features are changed, or when significant construction changes are made. However, some specifications of the Product may be changed without any notice. When in doubt, special part numbers may be assigned to fix or establish key specifications for your application. Please consult with your Omron's representative at any time to confirm actual specifications of purchased Product.

Errors and Omissions.

Information presented by Omron Companies has been checked and is believed to be accurate; however, no responsibility is assumed for clerical, typographical or proofreading errors or omissions.

Note: Do not use this document to operate the Unit.

OMRON Corporation Industrial Automation Company
Kyoto, JAPAN

Contact: www.ia.omron.com

Regional Headquarters

OMRON EUROPE B.V.
Wegalaan 67-69, 2132 JD Hoofddorp
The Netherlands
Tel: (31)2356-81-300/Fax: (31)2356-81-388

OMRON ASIA PACIFIC PTE. LTD.
No. 438A Alexandra Road # 05-05/08 (Lobby 2),
Alexandra Technopark,
Singapore 119967
Tel: (65) 6835-3011/Fax: (65) 6835-2711

OMRON ELECTRONICS LLC
2895 Greenspoint Parkway, Suite 200
Hoffman Estates, IL 60169 U.S.A.
Tel: (1) 847-843-7900/Fax: (1) 847-843-7787

OMRON (CHINA) CO., LTD.
Room 2211, Bank of China Tower,
200 Yin Cheng Zhong Road,
PuDong New Area, Shanghai, 200120, China
Tel: (86) 21-5037-2222/Fax: (86) 21-5037-2200

Authorized Distributor:

© OMRON Corporation 2009-2017 All Rights Reserved.
In the interest of product improvement,
specifications are subject to change without notice.

CSM_29_12_1017
Cat. No. I815-E1-07

0917 (1109)