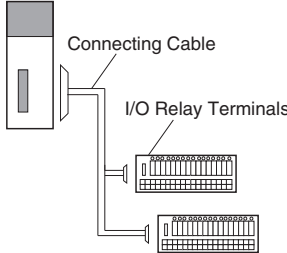
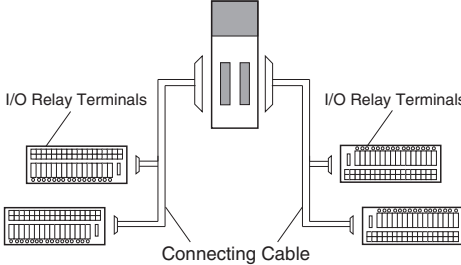
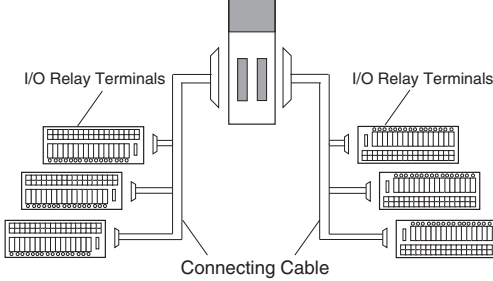
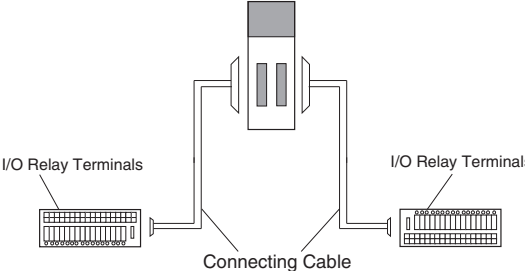
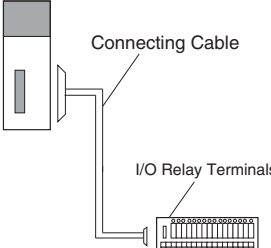


# Table of I/O Relay Terminal and connectable device combinations G70V/G7TC/G70A/G70D/G70R

This catalogue shows a table of the patterns and combinations in which I/O relay terminals and connectable devices (PLC I/O units, DeviceNet units) can be connected.

For the detailed specifications and connection diagrams of each device, see the data sheet of the related product.

## Connection type pattern

Pattern	Configuration
A	 <p>Diagram A shows a vertical connecting cable connected to a single I/O relay terminal block.</p>
B	 <p>Diagram B shows a vertical connecting cable connected to two I/O relay terminal blocks.</p>
D	 <p>Diagram D shows a vertical connecting cable connected to three I/O relay terminal blocks.</p>
E	 <p>Diagram E shows a vertical connecting cable connected to two I/O relay terminal blocks.</p>
F	 <p>Diagram F shows a vertical connecting cable connected to a single I/O relay terminal block.</p>

# Table of I/O Relay Terminal and connectable device combinations

## Combinations with G70V

### G70V

### Combinations with NX Series

NX I/O Units				Connection pattern	XW2Z-R Cables			G70V I/O Relay Terminals		
I/O capacity	Model	External connectors	Polarity		Connection	Model #1	Quantity required	Specifications	Model	Quantity required
<b>Input Units</b>										
16 inputs	NX-ID5142-5	1 MIL connector (20 p)	NPN or PNP	F	1:1	XW2Z-RO□C	1	Inputs *2	G70V-SID16P(-1)(-C16)	1
32 inputs	NX-ID6142-5	1 MIL connector (40 p)	NPN or PNP	A	1:2	XW2Z-RO□-□-D1	1		G70V-SID16P(-1)(-C16)	2
	NX-ID6142-6	1 Fujitsu connector (40 p)	NPN or PNP		1:2	XW2Z-RI□C-□	1		G70V-SID16P(-1)(-C16)	2
<b>Output Units</b>										
16 outputs	NX-OD5121-5	1 MIL connector (20 p)	NPN	F	1:1	XW2Z-RO□C	1	NPN outputs	G70V-SOC16P(-C4)	1
	NX-OD5256-5	1 MIL connector (20 p)	PNP		1:1	XW2Z-RO□C	1	PNP outputs	G70V-SOC16P-1(-C4)	1
32 outputs	NX-OD6121-5	1 MIL connector (40 p)	NPN	A	1:2	XW2Z-RO□-□-D1	1	NPN outputs	G70V-SOC16P(-C4)	2
	NX-OD6256-5	1 MIL connector (40 p)	PNP		1:2	XW2Z-RO□-□-D1	1	PNP outputs	G70V-SOC16P-1(-C4)	2
32 outputs	NX-OD6121-6	1 Fujitsu connector (40 p)	NPN		1:2	XW2Z-RO□C-□	1	NPN outputs	G70V-SOC16P(-C4)	2
<b>Mixed I/O Units</b>										
16 inputs and 16 outputs	NX-MD6121-6	2 Fujitsu connectors (24 p) (1 for 16 inputs and 1 for 16 outputs)	Inputs: NPN or PNP	E	1:1	XW2Z-R□C	1	Inputs *2	G70V-SID16P(-1)(-C16)	1
			Outputs: NPN		1:1	XW2Z-R□C	1	NPN outputs	G70V-SOC16P(-C4)	1
	NX-MD6121-5	2 MIL connectors (20 p) (1 for 16 inputs and 1 for 16 outputs)	Inputs: NPN or PNP		1:1	XW2Z-RO□C	1	Inputs *2	G70V-SID16P(-1)(-C16)	1
			Outputs: NPN		1:1	XW2Z-RO□C	1	NPN outputs	G70V-SOC16P(-C4)	1
	NX-MD6256-5	2 MIL connectors (20 p) (1 for 16 inputs and 1 for 16 outputs)	Inputs: NPN or PNP		1:1	XW2Z-RO□C	1	Inputs *2	G70V-SID16P(-1)(-C16)	1
			Outputs: PNP		1:1	XW2Z-RI□C	1	PNP outputs	G70V-SOC16P-1(-C4)	1

\*1. The box □ is replaced by the cable length. For type details, refer to the XW2Z-R data sheet. (Cat. No. G216).

\*2. Either NPN inputs or PNP inputs can be used.

# Table of I/O Relay Terminal and connectable device combinations

## G70V

### Combinations with CJ Series

CJ1W I/O Units				Connection pattern	XW2Z-R Cables			G70V I/O Relay Terminals		
I/O capacity	Model	External connectors	Polarity		Connection	Model #1	Quantity required	Specifications	Model	Quantity required
<b>Input Units</b>										
32 inputs	CJ1W-ID231	1 Fujitsu connector (40 p)	Sinking/Sourcing (NPN/PNP)	A	1:2	XW2Z-RI□C-□	1	Inputs #2	G70V-SID16P(-1)(-C16)	2
	CJ1W-ID232	1 MIL connector (40 p)	Sinking/Sourcing (NPN/PNP)		1:2	XW2Z-RO□-□-D1	1		G70V-SID16P(-1)(-C16)	2
	CJ1W-ID233	1 MIL connector (40 p)	Sinking/Sourcing (NPN/PNP)		1:2	XW2Z-RO□-□-D1	1		G70V-SID16P(-1)(-C16)	2
64 inputs	CJ1W-ID261	2 Fujitsu connectors (40 p) (2, 32-point connectors)	Sinking/Sourcing (NPN/PNP)	B	1:2	XW2Z-RI□C-□	2		G70V-SID16P(-1)(-C16)	4
	CJ1W-ID262	2 MIL connectors (40 p) (2, 32-point connectors)	Sinking/Sourcing (NPN/PNP)		1:2	XW2Z-RO□-□-D1	2		G70V-SID16P(-1)(-C16)	4
<b>Output Units</b>										
32 outputs	CJ1W-OD231	1 Fujitsu connector (40 p)	Sinking (NPN)	A	1:2	XW2Z-RO□C-□	1	NPN outputs	G70V-SOC16P(-C4)	2
	CJ1W-OD233	1 MIL connector (40 p)	Sinking (NPN)		1:2	XW2Z-RO□-□-D1	1	NPN outputs	G70V-SOC16P(-C4)	2
	CJ1W-OD232	1 MIL connector (40 p)	Sourcing (PNP)		1:2	XW2Z-RO□-□-D1	1	PNP outputs	G70V-SOC16P-1(-C4)	2
	CJ1W-OD234	1 MIL connector (40 p)	Sinking (NPN)		1:2	XW2Z-RO□-□-D1	1	NPN outputs	G70V-SOC16P(-C4)	2
64 outputs	CJ1W-OD261	2 Fujitsu connectors (40 p) (2, 32-point connectors)	Sinking (NPN)	B	1:2	XW2Z-RO□C-□	2	NPN outputs	G70V-SOC16P(-C4)	4
	CJ1W-OD262	2 MIL connectors (40 p) (2, 32-point connectors)	Sourcing (PNP)		1:2	XW2Z-RO□-□-D1	2	PNP outputs	G70V-SOC16P-1(-C4)	4
	CJ1W-OD263	2 MIL connectors (40 p) (2, 32-point connectors)	Sinking (NPN)		1:2	XW2Z-RO□-□-D1	2	NPN outputs	G70V-SOC16P(-C4)	4
<b>Mixed I/O Units</b>										
16 inputs and 16 outputs	CJ1W-MD231	2 Fujitsu connectors (24 p) (1 for 16 inputs and 1 for 16 outputs)	Inputs: Sinking/Sourcing (NPN or PNP)	E	1:1	XW2Z-R□C	1	Inputs #2	G70V-SID16P(-1)(-C16)	1
			Outputs: Sinking (NPN)		1:1	XW2Z-R□C	1	NPN outputs	G70V-SOC16P(-C4)	1
	CJ1W-MD233	2 MIL connectors (20 p) (1 for 16 inputs and 1 for 16 outputs)	Inputs: Sinking/Sourcing (NPN or PNP)		1:1	XW2Z-RO□C	1	Inputs #2	G70V-SID16P(-1)(-C16)	1
			Outputs: Sinking (NPN)		1:1	XW2Z-RO□C	1	NPN outputs	G70V-SOC16P(-C4)	1
	CJ1W-MD232	2 MIL connectors (20 p) (1 for 16 inputs and 1 for 16 outputs)	Inputs: Sinking/Sourcing (NPN or PNP)		1:1	XW2Z-RO□C	1	Inputs #2	G70V-SID16P(-1)(-C16)	1
			Outputs: Sourcing (PNP)		1:1	XW2Z-RI□C	1	PNP outputs	G70V-SOC16P-1(-C4)	1
32 inputs and 32 outputs	CJ1W-MD261	2 Fujitsu connectors (40 p) (1 for 32 inputs and 1 for 32 outputs)	Inputs: Sinking/Sourcing (NPN or PNP)	B	1:2	XW2Z-RI□C-□	1	Inputs #2	G70V-SID16P(-1)(-C16)	2
			Outputs: Sinking (NPN)		1:2	XW2Z-RO□C-□	1	NPN outputs	G70V-SOC16P(-C4)	2
	CJ1W-MD263	2 MIL connectors (40 p) (1 for 32 inputs and 1 for 32 outputs)	Inputs: Sinking/Sourcing (NPN or PNP)		1:2	XW2Z-RO□-□-D1	1	Inputs #2	G70V-SID16P(-1)(-C16)	2
			Outputs: Sinking (NPN)		1:2	XW2Z-RO□-□-D1	1	NPN outputs	G70V-SOC16P(-C4)	2

\*1. The box □ is replaced by the cable length. For type details, refer to the XW2Z-R data sheet. (Cat. No. G216).

\*2. Either NPN inputs or PNP inputs can be used.

# Table of I/O Relay Terminal and connectable device combinations

## G70V

### Combinations with CS Series

CJ1W I/O Units				Connection pattern	XW2Z-R Cables			G70V I/O Relay Terminals		
I/O capacity	Model	External connectors	Polarity		Connection	Model #1	Quantity required	Specifications	Model	Quantity required
<b>Input Units</b>										
<b>DC Input Units</b>										
32 inputs	CS1W-ID231	1 Fujitsu connector (40 p)	Sinking/Sourcing (NPN/PNP)	A	1:2	XW2Z-RI□C-□	1	Inputs *2	G70V-SID16P(-1)(-C16)	2
64 inputs	CS1W-ID261	2 Fujitsu connectors (40 p) (2, 32-point connectors)	Sinking/Sourcing (NPN/PNP)	B	1:2	XW2Z-RI□C-□	2		G70V-SID16P(-1)(-C16)	4
96 inputs	CS1W-ID291	2 Fujitsu connectors (56 p) (2, 48-point connectors)	Sinking/Sourcing (NPN/PNP)	D	1:3	XW2Z-R□C-□-□	2		G70V-SID16P(-1)(-C16)	6
<b>Output Units</b>										
<b>Transistor Output Units</b>										
32 outputs	CS1W-OD231	1 Fujitsu connector (40 p)	Sinking (NPN)	A	1:2	XW2Z-RO□C-□	1	NPN outputs	G70V-SOC16P(-C4)	2
	CS1W-OD232	1 Fujitsu connector (40 p)	Sourcing (PNP)		1:2	XW2Z-RO□C-□	1	PNP outputs	G70V-SOC16P-1(-C4)	2
64 outputs	CS1W-OD261	2 Fujitsu connectors (40 p) (2, 32-point connectors)	Sinking (NPN)	B	1:2	XW2Z-RO□C-□	2	NPN outputs	G70V-SOC16P(-C4)	4
	CS1W-OD262	2 Fujitsu connectors (40 p) (2, 32-point connectors)	Sourcing (PNP)		1:2	XW2Z-RO□C-□	2	PNP outputs	G70V-SOC16P-1(-C4)	4
96 outputs	CS1W-OD291	2 Fujitsu connectors (56 p) (2, 48-point connectors)	Sinking (NPN)	D	1:3	XW2Z-R□C-□-□	2	NPN outputs	G70V-SOC16P(-C4)	6
	CS1W-OD292	2 Fujitsu connectors (56 p) (2, 48-point connectors)	Sourcing (PNP)		1:3	---	2	NPN outputs	G70V-SOC16P-1(-C4)	6
<b>Mixed I/O Units</b>										
<b>DC Transistor Output Units</b>										
32 inputs/ 32 outputs	CS1W-MD261	2 Fujitsu connectors (40 p) (1 for 32 inputs and 1 for 32 outputs)	Inputs: Sinking/Sourcing (NPN or PNP)	B	1:2	XW2Z-RI□C-□	1	Inputs *1	G70V-SID16P(-1)(-C16)	2
			Outputs: Sinking (NPN)		1:2	XW2Z-RO□C-□	1	NPN outputs	G70V-SOC16P(-C4)	2
	CS1W-MD262	2 Fujitsu connectors (40 p) (1 for 32 inputs and 1 for 32 outputs)	Inputs: Sinking/Sourcing (NPN or PNP)		1:2	XW2Z-RI□C-□	1	Inputs *2	G70V-SID16P(-1)(-C16)	2
			Outputs: Sourcing (PNP)		1:2	XW2Z-RO□C-□	1	PNP outputs	G70V-SOC16P-1(-C4)	2
48 inputs/ 48 outputs	CS1W-MD291	2 Fujitsu connectors (56 p) (1 for 48 inputs and 1 for 48 outputs)	Inputs: Sinking/Sourcing (NPN or PNP)	D	1:3	XW2Z-R□C-□-□	1	Inputs *2	G70V-SID16P(-1)(-C16)	3
			Outputs: Sinking (NPN)		1:3	XW2Z-R□C-□-□	1	NPN outputs	G70V-SOC16P(-C4)	3
	CS1W-MD292	2 Fujitsu connectors (56 p) (1 for 48 inputs and 1 for 48 outputs)	Inputs: Sinking/Sourcing (NPN or PNP)		1:3	XW2Z-R□C-□-□	1	Inputs *2	G70V-SID16P(-1)(-C16)	3
			Outputs: Sourcing (PNP)		1:3	---	1	PNP outputs	G70V-SOC16P-1(-C4)	3

\*1. The box □ is replaced by the cable length. For type details, refer to the XW2Z-R data sheet. (Cat. No. G216)

\*2. Either NPN inputs or PNP inputs can be used.

# Table of I/O Relay Terminal and connectable device combinations

## G70V

### Combinations with DeviceNet Slaves

I/O capacity	DeviceNet Slaves			Connection pattern	XW2Z-R Cables			G70V I/O Relay Terminals		
	DRT2-□ML/B/BV,GT1-□ML				XW2Z-R			G70V		
	Model	External connectors	Polarity (Transistor)		Connection	Model #1	Quantity required	Specifications	Model	Quantity required
<b>Smart Slave DRT2-series MIL connector terminal</b>										
16 inputs	DRT2-ID16ML	1 MIL connector (20 p)	NPN	F	1:1	XW2Z-RI□C	1	16 NPN inputs	G70V-SID16P(-C16)	1
	DRT2-ID16ML-1	1 MIL connector (20 p)	PNP		1:1	XW2Z-RO□C	1	16 PNP inputs	G70V-SID16P-1(-C16)	1
16 outputs	DRT2-OD16ML	1 MIL connector (20 p)	NPN		1:1	XW2Z-RO□C	1	16 NPN outputs	G70V-SOC16P(-C4)	1
	DRT2-OD16ML-1	1 MIL connector (20 p)	PNP		1:1	XW2Z-RO□C	1	16 PNP outputs	G70V-SOC16P-1(-C4)	1
32 inputs	DRT2-ID32ML	1 MIL connector (40 p)	NPN	A	1:2	XW2Z-RI□-□-D1	1	16 NPN inputs	G70V-SID16P(-C16)	2
	DRT2-ID32ML-1	1 MIL connector (40 p)	PNP		1:2	XW2Z-RO□-□-D1	1	16 PNP inputs	G70V-SID16P-1(-C16)	2
32 outputs	DRT2-OD32ML	1 MIL connector (40 p)	NPN		1:2	XW2Z-RO□-□-D1	1	16 NPN outputs	G70V-SOC16P(-C4)	2
	DRT2-OD32ML-1	1 MIL connector (40 p)	PNP		1:2	XW2Z-RO□-□-D1	1	16 PNP outputs	G70V-SOC16P-1(-C4)	2
16 inputs and 16 outputs	DRT2-MD32ML	1 MIL connector (40 p)	NPN		1:2	XW2Z-RM□-□-D1	1	16 NPN inputs	G70V-SID16P(-C16)	1
								16 NPN outputs	G70V-SOC16P(-C4)	1
	DRT2-MD32ML-1	1 MIL connector (40 p)	PNP		1:2	XW2Z-RO□-□-D1	1	16 PNP inputs	G70V-SID16P-1(-C16)	1
								16 PNP outputs	G70V-SOC16P-1(-C4)	1
<b>Smart Slave DRT2-series board terminal MIL connector type (Horizontal type)</b>										
32 inputs	DRT2-ID32B	1 MIL connector (40 p)	NPN	A	1:2	XW2Z-RI□-□-D1	1	16 NPN inputs	G70V-SID16P(-C16)	2
	DRT2-ID32B-1	1 MIL connector (40 p)	PNP		1:2	XW2Z-RO□-□-D1	1	16 PNP inputs	G70V-SID16P-1(-C16)	2
32 outputs	DRT2-OD32B	1 MIL connector (40 p)	NPN		1:2	XW2Z-RO□-□-D1	1	16 NPN outputs	G70V-SOC16P(-C4)	2
	DRT2-OD32B-1	1 MIL connector (40 p)	PNP		1:2	XW2Z-RO□-□-D1	1	16 PNP outputs	G70V-SOC16P-1(-C4)	2
16 inputs and 16 outputs	DRT2-MD32B	1 MIL connector (40 p)	NPN		1:2	XW2Z-RM□-□-D1	1	16 NPN inputs	G70V-SID16P(-C16)	1
								16 NPN outputs	G70V-SOC16P(-C4)	1
	DRT2-MD32B-1	1 MIL connector (40 p)	PNP		1:2	XW2Z-RO□-□-D1	1	16 PNP inputs	G70V-SID16P-1(-C16)	1
								16 PNP outputs	G70V-SOC16P-1(-C4)	1
<b>Smart Slave DRT2-series board terminal MIL connector type (Vertical type)</b>										
32 inputs	DRT2-ID32BV	1 MIL connector (40 p)	NPN	A	1:2	XW2Z-RI□-□-D1	1	16 NPN inputs	G70V-SID16P(-C16)	2
	DRT2-ID32BV1	1 MIL connector (40 p)	PNP		1:2	XW2Z-RO□-□-D1	1	16 PNP inputs	G70V-SID16P-1(-C16)	2
32 outputs	DRT2-OD32BV	1 MIL connector (40 p)	NPN		1:2	XW2Z-RO□-□-D1	1	16 NPN outputs	G70V-SOC16P(-C4)	2
	DRT2-OD32BV-1	1 MIL connector (40 p)	PNP		1:2	XW2Z-RO□-□-D1	1	16 PNP outputs	G70V-SOC16P-1(-C4)	2
16 inputs and 16 outputs	DRT2-MD32BV	1 MIL connector (40 p)	NPN		1:2	XW2Z-RM□-□-D1	1	16 NPN inputs	G70V-SID16P(-C16)	1
								16 NPN outputs	G70V-SOC16P(-C4)	1
	DRT2-MD32BV-1	1 MIL connector (40 p)	PNP		1:2	XW2Z-RO□-□-D1	1	16 PNP inputs	G70V-SID16P-1(-C16)	1
								16 PNP outputs	G70V-SOC16P-1(-C4)	1

\*1. The box □ is replaced by the cable length. For type details, refer to the XW2Z-R data sheet. (Cat. No. G216)

# Table of I/O Relay Terminal and connectable device combinations

I/O capacity	DeviceNet Slaves			Connection pattern	XW2Z-R Cables			G70V I/O Relay Terminals		
	DRT2-□ML/B/BV,GT1-□ML				XW2Z-R			G70V		
	Model	External connectors	Polarity (Transistor)		Connection	Model #1	Quantity required	Specifications	Model	Quantity required
<b>Multiple I/O terminal connector type digital I/O unit (Fujitsu connector)</b>										
16 inputs	GT1-ID16ML	1 Fujitsu connector (24 p)	NPN	F	1:1	XW2Z-R□C	1	16 NPN inputs	G70V-SID16P(-C16)	1
	GT1-ID16ML-1	1 Fujitsu connector (24 p)	PNP		1:1	XW2Z-R□C	1	16 PNP inputs	G70V-SID16P-1(-C16)	1
16 outputs	GT1-OD16ML	1 Fujitsu connector (24 p)	NPN		1:1	XW2Z-R□C	1	16 NPN outputs	G70V-SOC16P(-C4)	1
	GT1-OD16ML-1	1 Fujitsu connector (24 p)	PNP		1:1	XW2Z-R□C	1	16 PNP outputs	G70V-SOC16P-1	1
<b>Multiple I/O terminal multiple connector type digital I/O unit (Fujitsu connector)</b>										
32 inputs	GT1-ID32ML	1 Fujitsu connector (40 p)	NPN	F	1:2	XW2Z-RI□C-□	1	16 NPN inputs	G70V-SID16P(-C16)	2
	GT1-ID32ML-1	1 Fujitsu connector (40 p)	PNP		1:2	XW2Z-RI□C-□	1	16 PNP inputs	G70V-SID16P-1(-C16)	2
32 outputs	GT1-OD32ML	1 Fujitsu connector (40 p)	NPN		1:2	XW2Z-RO□C-□	1	16 NPN outputs	G70V-SOC16P(-C4)	2
	GT1-OD32ML-1	1 Fujitsu connector (40 p)	PNP		1:2	XW2Z-RO□C-□	1	16 PNP outputs	G70V-SOC16P-1(-C4)	2

\*1. The box □ is replaced by the cable length. For type details, refer to the XW2Z-R data sheet. (Cat. No. G216)

# Table of I/O Relay Terminal and connectable device combinations

## Combinations with G7TC

### G7TC

### Combinations with CS Series

NX I/O Units				Connec- tion pattern	XW2Z-R Cables			G7TC I/O Relay Terminals		
I/O capacity	Model	External connectors	Polarity		Connection	Model #1	Quantity required	Specifications	Model	Quantity required
<b>Input Units</b>										
16 inputs	NX-ID5142-5	1 MIL connector (20 p)	NPN or PNP	F	1:1	XW2Z-RO□C	1	NPN Inputs	G7TC-IA16/ID16	1
32 inputs	NX-ID6142-5	1 MIL connector (40 p)	NPN or PNP	A	1:2	XW2Z-RO□-□-D1	1	NPN Inputs	G7TC-IA16/ID16	2
	NX-ID6142-6	1 MIL connector (40 p)	NPN or PNP		1:2	XW2Z-RI□C-□	1	NPN Inputs	G7TC-IA16/ID16	2
<b>Output Units</b>										
16 inputs	NX-OD5121-5	1 MIL connector (20 p)	NPN	F	1:1	XW2Z-RO□C	1	NPN outputs	G7TC-OC16	1
	NX-OD5256-5	1 MIL connector (20 p)	PNP		1:1	XW2Z-RI□C	1	PNP outputs	G7TC-OC16-1	1
32 outputs	NX-OD6121-5	1 MIL connector (40 p)	NPN	A	1:2	XW2Z-RO□-□-D1	1	NPN outputs	G7TC-OC16	2
	NX-OD6256-5	1 MIL connector (40 p)	PNP		1:2	XW2Z-RI□-□-D1	1	PNP outputs	G7TC-OC16-1	2
32 outputs	NX-OD6121-6	1 Fujitsu connector (40 p)	NPN		1:2	XW2Z-RO□C-□	1	NPN outputs	G7TC-OC16	2
<b>Mixed I/O Units</b>										
16 inputs and 16 outputs	NX-MD6121-6	2 Fujitsu connectors (24 p) (1 for 16 inputs and 1 for 16 outputs)	Inputs: NPN or PNP	E	1:1	XW2Z-R□C	1	NPN Inputs	G7TC-IA16/ID16	1
			Outputs: NPN		1:1	XW2Z-R□C	1	NPN outputs	G7TC-OC16	1
	NX-MD6121-5	2 MIL connectors (20 p) (1 for 16 inputs and 1 for 16 outputs)	Inputs: NPN or PNP		1:1	XW2Z-RO□C	1	NPN Inputs	G7TC-IA16/ID16	1
			Outputs: NPN		1:1	XW2Z-RO□C	1	NPN outputs	G7TC-OC16	1
	NX-MD6256-5	2 MIL connectors (20 p) (1 for 16 inputs and 1 for 16 outputs)	Inputs: NPN or PNP		1:1	XW2Z-RO□C	1	NPN Inputs	G7TC-IA16/ID16	1
			Outputs: PNP		1:1	XW2Z-RO□C	1	PNP outputs	G7TC-OC16-1	1

\*1. The box □ is replaced by the cable length. For type details, refer to the XW2Z-R data sheet. (Cat. No. G216)

**Note:** The G7TC-OC08 8-output type is also available.

# Table of I/O Relay Terminal and connectable device combinations

## G7TC Combinations with CJ Series

CJ1W I/O Units				Connection pattern	XW2Z-R Cables			G7TC I/O Relay Terminals		
I/O capacity	Model	External connectors	Polarity		Connection	Model #1	Quantity required	Specifications	Model	Quantity required
<b>Input Units</b>										
32 inputs	CJ1W-ID231	1 Fujitsu connector (40 p)	NPN or PNP	A	1:2	XW2Z-RI□C-□	1	NPN Inputs	G7TC-IA16/ID16	2
	CJ1W-ID232	1 MIL connector (40 p)	NPN or PNP		1:2	XW2Z-RO□□-D1	1	NPN Inputs	G7TC-IA16/ID16	2
	CJ1W-ID233	1 MIL connector (40 p)	NPN or PNP		1:2	XW2Z-RO□□-D1	1	NPN Inputs	G7TC-IA16/ID16	2
64 inputs	CJ1W-ID261	2 Fujitsu connectors (40 p) (2, 32-point connectors)	NPN or PNP	B	1:2	XW2Z-RI□C-□	2	NPN Inputs	G7TC-IA16/ID16	4
	CJ1W-ID262	2 MIL connectors (40p) (2, 32-point connectors)	NPN or PNP		1:2	XW2Z-RO□□-D1	2	NPN Inputs	G7TC-IA16/ID16	4
<b>Output Units</b>										
32 outputs	CJ1W-OD231	1 Fujitsu connector (40 p)	Sinking (NPN)	A	1:2	XW2Z-RO□C-□	1	NPN outputs	G7TC-OC16	2
	CJ1W-OD233	1 MIL connector (40 p)	Sinking (NPN)		1:2	XW2Z-RO□□-D1	1	NPN outputs	G7TC-OC16	2
	CJ1W-OD232	1 MIL connector (40 p)	Sourcing (PNP)		1:2	XW2Z-RI□□-D1	1	PNP outputs	G7TC-OC16-1	2
	CJ1W-OD234	1 MIL connector (40 p)	Sinking (NPN)		1:2	XW2Z-RO□□-D1	1	NPN outputs	G7TC-OC16	2
64 outputs	CJ1W-OD261	2 Fujitsu connectors (40 p) (2, 32-point connectors)	Sinking (NPN)	B	1:2	XW2Z-RO□C-□	2	NPN outputs	G7TC-OC16	4
	CJ1W-OD262	2 MIL connectors (40 p) (2, 32-point connectors)	Sourcing (PNP)		1:2	XW2Z-RI□□-D1	2	PNP outputs	G7TC-OC16-1	4
	CJ1W-OD263	2 MIL connectors (40 p) (2, 32-point connectors)	Sinking (NPN)		1:2	XW2Z-RO□□-D1	2	NPN outputs	G7TC-OC16	4
<b>Mixed I/O Units</b>										
16 inputs and 16 outputs	CJ1W-MD231	2 Fujitsu connectors (24 p) (1 for 16 inputs and 1 for 16 outputs)	Inputs: Sinking/Sourcing (NPN or PNP)	E	1:1	XW2Z-R□C	1	NPN Inputs	G7TC-IA16/ID16	1
			Outputs: Sinking (NPN)		1:1	XW2Z-R□C	1	NPN outputs	G7TC-OC16	1
	CJ1W-MD233	2 MIL connectors (20 p) (1 for 16 inputs and 1 for 16 outputs)	Inputs: Sinking/Sourcing (NPN or PNP)		1:1	XW2Z-RO□C	1	NPN Inputs	G7TC-IA16/ID16	1
			Outputs: Sinking (NPN)		1:1	XW2Z-RO□C	1	NPN outputs	G7TC-OC16	1
	CJ1W-MD232	2 MIL connectors (20 p) (1 for 16 inputs and 1 for 16 outputs)	Inputs: Sinking/Sourcing (NPN or PNP)		1:1	XW2Z-RO□C	1	NPN Inputs	G7TC-IA16/ID16	1
			Inputs: Sourcing (PNP)		1:1	XW2Z-RO□C	1	PNP outputs	G7TC-OC16-1	1
32 inputs/32 outputs	CJ1W-MD261	2 Fujitsu connectors (40p) (1 for 32 inputs and 1 for 32 outputs)	Inputs: Sinking/Sourcing (NPN or PNP)	B	1:2	XW2Z-RI□C-□	1	NPN Inputs	G7TC-IA16/ID16	2
			Outputs: Sinking (NPN)		1:2	XW2Z-RO□C-□	1	NPN outputs	G7TC-OC16	2
	CJ1W-MD263	2 MIL connectors (40 p) (1 for 32 inputs and 1 for 32 outputs)	Inputs: Sinking/Sourcing (NPN or PNP)		1:2	XW2Z-RO□□-D1	1	NPN Inputs	G7TC-IA16/ID16	2
			Outputs: Sinking (NPN)		1:2	XW2Z-RO□□-D1	1	NPN outputs	G7TC-OC16	2

\*1. The box □ is replaced by the cable length. For type details, refer to the XW2Z-R data sheet. (Cat. No. G216)

Note: The G7TC-OC08 8-output type is also available.



# Table of I/O Relay Terminal and connectable device combinations

## G7TC

### Combinations with CS Series

CJ1W I/O Units				Connec- tion pattern	XW2Z-R Cables			G7TC I/O Relay Terminals		
I/O capacity	Model	External connectors	Polarity		Connection	Model #1	Quantity required	Specifications	Model	Quantity required
<b>Input Units</b>										
32 inputs	CS1W-ID231	1 Fujitsu connector (40 p)	NPN or PNP	A	1:2	XW2Z-RI□C-□	1	NPN Inputs	G7TC-IA16/ID16	2
64 inputs	CS1W-ID261	2 Fujitsu connectors (40 p) (2, 32-point connectors)	NPN or PNP	B	1:2	XW2Z-RI□C-□	2	NPN Inputs	G7TC-IA16/ID16	4
96 inputs	CS1W-ID291	2 Fujitsu connectors (56 p) (2, 48-point connectors)	NPN or PNP	D	1:3	XW2Z-R□C-□-□	2	NPN Inputs	G7TC-IA16/ID16	6
<b>Output Units Transistor Output Units</b>										
32 outputs	CS1W-OD231	1 Fujitsu connector (40 p)	Sinking (NPN)	A	1:2	XW2Z-RO□C-□	1	NPN outputs	G7TC-OC16	2
	CS1W-OD232	1 Fujitsu connector (40 p)	Sourcing (PNP)		1:2	---	1	PNP outputs	G7TC-OC16-1	2
64 outputs	CS1W-OD261	2 Fujitsu connectors (40 p) (2, 32-point connectors)	Sinking (NPN)	B	1:2	XW2Z-RO□C-□	2	NPN outputs	G7TC-OC16	4
	CS1W-OD262	2 Fujitsu connectors (40 p) (2, 32-point connectors)	Sourcing (PNP)		1:2	---	2	PNP outputs	G7TC-OC16-1	4
96 outputs	CS1W-OD291	2 Fujitsu connectors (56 p) (2, 48-point connectors)	Sinking (NPN)	D	1:3	XW2Z-R□C-□-□	2	NPN outputs	G7TC-OC16	6
	CS1W-OD292	2 Fujitsu connectors (56 p) (2, 48-point connectors)	Sourcing (PNP)		1:3	XW2Z-R□C-□-□	2	PNP outputs	G7TC-OC16-1	6
<b>Mixed I/O Units DC Transistor Output Units</b>										
32 inputs/ 32 outputs	CS1W-MD261	2 Fujitsu connectors (40 p) (1 for 32 inputs and 1 for 32 outputs)	Inputs: Sinking/Sourcing (NPN or PNP)	B	1:2	XW2Z-RI□C-□	1	NPN Inputs	G7TC-IA16/ID16	2
			Outputs: Sinking (NPN)		1:2	XW2Z-RO□C-□	1	NPN outputs	G7TC-OC16	2
	CS1W-MD262	2 Fujitsu connectors (40 p) (1 for 32 inputs and 1 for 32 outputs)	Inputs: Sinking/Sourcing (NPN or PNP)		1:2	XW2Z-RI□C-□	1	NPN Inputs	G7TC-IA16/ID16	2
			Outputs: Sourcing (PNP)		1:2	---	1	PNP outputs	G7TC-OC16-1	2
48 inputs/ 48 outputs	CS1W-MD291	2 Fujitsu connectors (56 p) (1 for 48 inputs and 1 for 48 outputs)	Inputs: Sinking/Sourcing (NPN or PNP)	D	1:3	XW2Z-R□C-□-□	1	NPN Inputs	G7TC-IA16/ID16	3
			Outputs: Sinking (NPN)		1:3	XW2Z-R□C-□-□	1	NPN outputs	G7TC-OC16	3
	CS1W-MD292	2 Fujitsu connectors (56 p) (1 for 48 inputs and 1 for 48 outputs)	Inputs: Sinking/Sourcing (NPN or PNP)		1:3	XW2Z-R□C-□-□	1	NPN Inputs	G7TC-IA16/ID16	3
			Outputs: Sourcing (PNP)		1:3	XW2Z-R□C-□-□	1	PNP outputs	G7TC-OC16-1	3

\*1. The box □ is replaced by the cable length. For type details, refer to the XW2Z-R data sheet. (Cat. No. G216)

**Note:** The G7TC-OC08 8-output type is also available.

# Table of I/O Relay Terminal and connectable device combinations

## G7TC Combinations with DeviceNet Slaves

I/O capacity	DeviceNet Slaves			Connection pattern	XW2Z-R Cables			G7TC I/O Relay Terminals		
	Model	External connectors	Polarity		Connection	Model #1	Quantity required	Specifications	Model	Quantity required
<b>Input unit Smart Slave DRT2-series MIL connector terminal</b>										
16 inputs	DRT2-ID16ML	1 MIL connectors (20 p)	NPN	F	1:1	XW2Z-RI□C	1	16 NPN inputs	G7TC-IA16/ID16	1
	DRT2-ID16ML-1	1 MIL connectors (20 p)	PNP		---	---	---	PNP inputs	No connectable models	
16 outputs	DRT2-OD16ML	1 MIL connectors (20 p)	NPN		1:1	XW2Z-RO□C	1	16 NPN outputs	G7TC-OC16	1
	DRT2-OD16ML-1	1 MIL connectors (20 p)	PNP		1:1	XW2Z-RI□C	1	16 PNP outputs	G7TC-OC16-1	1
32 inputs	DRT2-ID32ML	1 MIL connectors (40 p)	NPN	A	1:2	XW2Z-RI□-□-D1	1	16 NPN inputs	G7TC-IA16/ID16	2
	DRT2-ID32ML-1	1 MIL connectors (40 p)	PNP		---	---	---	PNP inputs	No connectable models	
32 outputs	DRT2-OD32ML	1 MIL connectors (40 p)	NPN		1:2	XW2Z-RO□-□-D1	1	16 NPN outputs	G7TC-OC16	2
	DRT2-OD32ML-1	1 MIL connectors (40 p)	PNP		1:2	XW2Z-RI□-□-D1	1	16 PNP outputs	G7TC-OC16-1	2
16 inputs and 16 outputs	DRT2-MD32ML	1 MIL connectors (40 p)	NPN	A	1:2	XW2Z-RM□-□-D1	1	16 NPN inputs	G7TC-IA16/ID16	1
								16 NPN outputs	G7TC-OC16	1
	DRT2-MD32ML-1	1 MIL connectors (40 p)	PNP		1:2	XW2Z-RI□-□-D1	1	PNP inputs	No connectable models	
								16 PNP outputs	G7TC-OC16-1	1
<b>Smart Slave DRT2-series board terminal MIL connector type (Horizontal type)</b>										
32 inputs	DRT2-ID32B	1 MIL connector (40 p)	NPN	A	1:2	XW2Z-RI□-□-D1	1	16 NPN inputs	G7TC-IA16/ID16	2
	DRT2-ID32B-1	1 MIL connector (40 p)	PNP		---	---	---	PNP inputs	No connectable models	
32 outputs	DRT2-OD32B	1 MIL connector (40 p)	NPN		1:2	XW2Z-RO□-□-D1	1	16 NPN outputs	G7TC-OC16	2
	DRT2-OD32B-1	1 MIL connector (40 p)	PNP		1:2	XW2Z-RI□-□-D1	1	16 PNP outputs	G7TC-OC16-1	2
16 inputs and 16 outputs	DRT2-MD32B	1 MIL connector (40 p)	NPN	A	1:2	XW2Z-RM□-□-D1	1	16 NPN inputs	G7TC-IA16/ID16	1
								16 NPN outputs	G7TC-OC16	1
	DRT2-MD32B-1	1 MIL connector (40 p)	PNP		1:2	XW2Z-RI□-□-D1	1	PNP inputs	No connectable models	
								16 PNP outputs	G7TC-OC16-1	1

\*1. The box □ is replaced by the cable length. For type details, refer to the XW2Z-R data sheet. (Cat. No. G216)

# Table of I/O Relay Terminal and connectable device combinations

DeviceNet Slaves				Connection pattern	XW2Z-R Cables			G7TC I/O Relay Terminals		
I/O capacity	Model	External connectors	Polarity		Connection	Model *1	Quantity required	Specifications	Model	Quantity required
<b>Smart Slave DRT2-series board terminal MIL connector type (Vertical type)</b>										
32 inputs	DRT2-ID32BV	1 MIL connector (40 p)	NPN	A	1:2	XW2Z-RI□-□-D1	1	16 NPN inputs	G7TC-IA16/ID16	2
	DRT2-ID32BV-1	1 MIL connector (40 p)	PNP		---	---	---	PNP inputs	No connectable models	
32 outputs	DRT2-OD32BV	1 MIL connector (40 p)	NPN		1:2	XW2Z-RO□-□-D1	1	16 NPN outputs	G7TC-OC16	2
	DRT2-OD32BV-1	1 MIL connector (40 p)	PNP		1:2	XW2Z-R□-□-D1	1	16 PNP outputs	G7TC-OC16-1	2
16 inputs and 16 outputs	DRT2-MD32BV	1 MIL connector (40 p)	NPN		1:2	XW2Z-RM□-□-D1	1	16 NPN inputs	G7TC-IA16/ID16	1
								16 NPN outputs	G7TC-OC16	1
	DRT2-MD32BV-1	1 MIL connector (40 p)	PNP		1:2	XW2Z-RI□-□-D1	1	16 PNP inputs	No connectable models	
								16 PNP outputs	G7TC-OC16-1	1
<b>Multiple I/O terminal connector type digital I/O unit (Fujitsu connector)</b>										
16 inputs	GT1-ID16ML	1 Fujitsu connector (24 p)	NPN	F	1:1	XW2Z-R□C	1	16 NPN inputs	G7TC-IA16/ID16	1
	GT1-ID16ML-1	1 Fujitsu connector (24 p)	PNP		---	---	---	16 PNP inputs	No connectable models	
16 outputs	GT1-OD16ML	1 Fujitsu connector (24 p)	NPN		1:1	XW2Z-R□C	1	16 NPN outputs	G7TC-OC16	1
	GT1-OD16ML-1	1 Fujitsu connector (24 p)	PNP		1:1	---	1	16 PNP outputs	G7TC-OC16-1	1
<b>Multiple I/O terminal multiple connector type digital I/O unit (Fujitsu connector)</b>										
32 inputs	GT1-ID32ML	1 Fujitsu connector (24 p)	NPN	F	1:2	XW2Z-RI□C-□	1	16 NPN inputs	G7TC-IA16/ID16	2
	GT1-ID32ML-1	1 Fujitsu connector (24 p)	PNP		---	---	---	16 PNP inputs	No connectable models	
32 outputs	GT1-OD32ML	1 Fujitsu connector (24 p)	NPN		1:2	XW2Z-RO□C-□	1	16 NPN outputs	G7TC-OC16	2
	GT1-OD32ML-1	1 Fujitsu connector (24 p)	PNP		1:2	---	1	16 PNP outputs	G7TC-OC16-1	2

\*1. The box □ is replaced by the cable length. For type details, refer to the XW2Z-R data sheet. (Cat. No. G216)

Note: The G7TC-OC08 8-output type is also available.

# Table of I/O Relay Terminal and connectable device combinations

## Combinations with G70A

### G70A (Socket types)

### Combinations with NX Series

NX I/O Units				Connec- tion pattern	XW2Z-R Cables			G70A I/O Terminal Sockets		
I/O capacity	Model	External connectors	Polarity		Connection	Model #1	Quantity required	Specifications	Model	Quantity required
<b>Input Units</b>										
16 inputs	NX-ID5142-5	1 MIL connector (20 p)	NPN or PNP	F	1:1	XW2Z-RO□□C	1	NPN or PNP Inputs	G70A-ZIM16-5	1
32 inputs	NX-ID6142-5	1 MIL connector (40 p)	NPN or PNP	A	1:2	XW2Z-RO□□-□-D1	1	NPN or PNP Inputs	G70A-ZIM16-5	2
	NX-ID6142-6	1 Fujitsu connector (40p)	NPN or PNP		1:2	XW2Z-RI□□C-□	1	NPN or PNP Inputs	G70A-ZIM16-5	2
<b>Output Units</b>										
16 outputs	NX-OD5121-5	1 MIL connector (20 p)	NPN	F	1:1	XW2Z-RO□□C	1	NPN outputs	G70A-ZOC16-3	1
	NX-OD5256-5	1 MIL connector (20 p)	PNP		1:1	XW2Z-RO□□C	1	PNP outputs	G70A-ZOC16-4	1
32 outputs	NX-OD6121-5	1 MIL connector (40 p)	NPN	A	1:2	XW2Z-RO□□-□-D1	1	NPN outputs	G70A-ZOC16-3	2
	NX-OD6256-5	1 MIL connector (40 p)	PNP		1:2	XW2Z-RO□□-□-D1	1	PNP outputs	G70A-ZOC16-4	2
32 outputs	NX-OD6121-6	1 Fujitsu connector (40 p)	NPN		1:2	XW2Z-RO□□C-□	1	NPN outputs	G70A-ZOC16-3	2
<b>Mixed I/O Units</b>										
16 inputs and 16 outputs	NX-MD6121-6	2 Fujitsu connectors (24 p) (1 for 16 inputs and 1 for 16 outputs)	Inputs: NPN or PNP	E	1:1	XW2Z-R□□C	1	NPN or PNP Inputs	G70A-ZIM16-5	1
			Outputs: NPN		1:1	XW2Z-R□□C	1	NPN outputs	G70A-ZOC16-3	1
	NX-MD6121-5	2 MIL connectors (20 p) (1 for 16 inputs and 1 for 16 outputs)	Inputs: NPN or PNP		1:1	XW2Z-RO□□C	1	NPN or PNP Inputs	G70A-ZIM16-5	1
			Outputs: NPN		1:1	XW2Z-RO□□C	1	NPN outputs	G70A-ZOC16-3	1
	NX-MD6256-5	2 MIL connectors (20 p) (1 for 16 inputs and 1 for 16 outputs)	Inputs: NPN or PNP		1:1	XW2Z-RO□□C	1	NPN or PNP Inputs	G70A-ZIM16-5	1
			Outputs: NPN		1:1	XW2Z-RI□□C	1	PNP outputs	G70A-ZOC16-4	1

\*1. The box □ is replaced by the cable length. For type details, refer to the XW2Z-R data sheet. (Cat. No. G216).

**Note:** On the G70A I/O terminal socket, the mounted relay is an option.

# Table of I/O Relay Terminal and connectable device combinations

## G70A (Socket types) Combinations with CJ Series

CJ1W I/O Units				Connec- tion pattern	XW2Z-R Cables			G70A I/O Terminal Sockets		
I/O capacity	Model	External connectors	Polarity		Connection	Model #1	Quantity required	Specifications	Model	Quantity required
<b>Input Units</b>										
32 inputs	CS1W-ID231	1 Fujitsu connector (40p)	NPN	A	1:2	XW2Z-RI□C-□	1	NPN or PNP Inputs	G70A-ZIM16-5	2
	CJ1W-ID232	1 MIL connector (40 p)	NPN		1:2	XW2Z-RO□-□-D1	1	NPN or PNP Inputs	G70A-ZIM16-5	2
	CJ1W-ID233	1 MIL connector (40 p)	NPN		1:2	XW2Z-RO□-□-D1	1	NPN or PNP Inputs	G70A-ZIM16-5	2
64 inputs	CJ1W-ID261	2 Fujitsu connectors (40p) (2, 32-point connectors)	NPN	B	1:2	XW2Z-RI□C-□	2	NPN or PNP Inputs	G70A-ZIM16-5	4
	CJ1W-ID262	2 MIL connectors (40 p) (2, 32-point connectors)	NPN		1:2	XW2Z-RO□-□-D1	2	NPN or PNP Inputs	G70A-ZIM16-5	4
<b>Output Units</b>										
32 outputs	CJ1W-OD231	1 Fujitsu connector (40p)	Sinking (NPN)	A	1:2	XW2Z-RO□C-□	1	NPN outputs	G70A-ZOC16-3	2
	CJ1W-OD233	1 MIL connector (40 p)	Sinking (NPN)		1:2	XW2Z-RO□-□-D1	1	NPN outputs	G70A-ZOC16-3	2
	CJ1W-OD232	1 MIL connector (40 p)	Sourcing (PNP)		1:2	XW2Z-RO□-□-D1	1	PNP outputs	G70A-ZOC16-4	2
	CJ1W-OD234	1 MIL connector (40 p)	Sinking (NPN)		1:2	XW2Z-RO□-□-D1	1	NPN outputs	G70A-ZOC16-3	2
64 outputs	CJ1W-OD261	2 Fujitsu connectors (40p) (2, 32-point connectors)	Sinking (NPN)	B	1:2	XW2Z-RO□C-□	2	NPN outputs	G70A-ZOC16-3	4
	CJ1W-OD262	2 MIL connectors (40 p) (2, 32-point connectors)	Sourcing (PNP)		1:2	XW2Z-RO□-□-D1	2	PNP outputs	G70A-ZOC16-4	4
	CJ1W-OD263	2 MIL connectors (40 p) (2, 32-point connectors)	Sinking (NPN)		1:2	XW2Z-RO□-□-D1	2	NPN outputs	G70A-ZOC16-3	4
<b>Mixed I/O Units</b>										
16 inputs and 16 outputs	CJ1W-MD231	2 Fujitsu connectors (24 p) (1 for 16 inputs and 1 for 16 outputs)	Inputs: Sinking/Sourcing (NPN or PNP)	E	1:1	XW2Z-R□C	1	NPN or PNP Inputs	G70A-ZIM16-5	1
			Outputs: Sinking (NPN)		1:1	XW2Z-R□C	1	NPN outputs	G70A-ZOC16-3	1
	CJ1W-MD233	2 MIL connectors (20 p) (1 for 16 inputs and 1 for 16 outputs)	Inputs: Sinking/Sourcing (NPN or PNP)		1:1	XW2Z-RO□C	1	NPN or PNP Inputs	G70A-ZIM16-5	1
			Outputs: Sinking (NPN)		1:1	XW2Z-RO□C	1	NPN outputs	G70A-ZOC16-3	1
CJ1W-MD232	2 MIL connectors (20 p) (1 for 16 inputs and 1 for 16 outputs)	Inputs: Sinking/Sourcing (NPN or PNP)	1:1	XW2Z-RO□C	1	NPN or PNP Inputs	G70A-ZIM16-5	1		
		Outputs: Sourcing (PNP)	1:1	XW2Z-RI□C	1	PNP outputs	G70A-ZOC16-4	1		
32 inputs/ 32 outputs	CJ1W-MD261	2 Fujitsu connectors (40p) (1 for 32 inputs and 1 for 32 outputs)	Inputs: Sinking/Sourcing (NPN or PNP)	B	1:2	XW2Z-RI□C-□	1	NPN or PNP Inputs	G70A-ZIM16-5	2
			Outputs: Sinking (NPN)		1:2	XW2Z-RO□C-□	1	NPN outputs	G70A-ZOC16-3	2
	CJ1W-MD263	2 MIL connectors (40 p) (1 for 32 inputs and 1 for 32 outputs)	Inputs: Sinking/Sourcing (NPN or PNP)		1:2	XW2Z-RO□-□-D1	1	NPN or PNP Inputs	G70A-ZIM16-5	2
			Outputs: Sinking (NPN)		1:2	XW2Z-RO□-□-D1	1	NPN outputs	G70A-ZOC16-3	2

\*1. The box □ is replaced by the cable length. For type details, refer to the XW2Z-R data sheet. (Cat. No. G216).

**Note:** On the G70A I/O terminal socket, the mounted relay is an option.

# Table of I/O Relay Terminal and connectable device combinations

## G70A (Socket types) Combinations with CS Series

CJ1W I/O Units				Connection pattern	XW2Z-R Cables			G70A I/O Terminal Sockets		
I/O capacity	Model	External connectors	Polarity		Connection	Model #1	Quantity required	Specifications	Model	Quantity required
<b>Input Units</b>										
32 inputs	CS1W-ID231	1 Fujitsu connector (40 p)	NPN or PNP	A	1:2	XW2Z-RI□C-□	1	NPN or PNP Inputs	G70A-ZIM16-5	2
64 inputs	CS1W-ID261	2 Fujitsu connectors (40 p) (2, 32-point connectors)	NPN or PNP	B	1:2	XW2Z-RI□C-□	2	NPN or PNP Inputs	G70A-ZIM16-5	4
96 inputs	CS1W-ID291	2 Fujitsu connectors (56 p) (2, 48-point connectors)	NPN or PNP	D	1:3	XW2Z-R□C-□-□	2	NPN or PNP Inputs	G70A-ZIM16-5	6
<b>Output Units Transistor Output Units</b>										
32 outputs	CS1W-OD231	1 Fujitsu connector (40 p)	Sinking (NPN)	A	1:2	XW2Z-RO□C-□	1	NPN outputs	G70A-ZOC16-3	2
	CS1W-OD232	1 Fujitsu connector (40 p)	Sourcing (PNP)		1:2	XW2Z-RO□C-□	1	PNP outputs	G70A-ZOC16-4	2
64 outputs	CS1W-OD261	2 Fujitsu connectors (40 p) (2, 32-point connectors)	Sinking (NPN)	B	1:2	XW2Z-RO□C-□	2	NPN outputs	G70A-ZOC16-3	4
	CS1W-OD262	2 Fujitsu connectors (40 p) (2, 32-point connectors)	Sourcing (PNP)		1:2	XW2Z-RO□C-□	2	PNP outputs	G70A-ZOC16-4	4
96 outputs	CS1W-OD291	2 Fujitsu connectors (56 p) (2, 48-point connectors)	Sinking (NPN)	D	1:3	XW2Z-R□C-□-□	2	NPN outputs	G70A-ZOC16-3	6
	CS1W-OD292	2 Fujitsu connectors (56 p) (2, 48-point connectors)	Sourcing (PNP)		1:3	---	2	PNP outputs	G70A-ZOC16-4	6
<b>Mixed I/O Units DC Transistor Output Units</b>										
32 inputs/ 32 outputs	CS1W-MD261	2 Fujitsu connectors (40 p) (1 for 32 inputs and 1 for 32 outputs)	Inputs: Sinking/Sourcing (NPN or PNP)	B	1:2	XW2Z-RI□C-□	1	NPN or PNP Inputs	G70A-ZIM16-5	2
			Outputs: Sinking (NPN)		1:2	XW2Z-RO□C-□	1	NPN outputs	G70A-ZOC16-3	2
	CS1W-MD262	2 Fujitsu connectors (40 p) (1 for 32 inputs and 1 for 32 outputs)	Inputs: Sinking/Sourcing (NPN or PNP)		1:2	XW2Z-RI□C-□	1	NPN or PNP Inputs	G70A-ZIM16-5	2
			Outputs: Sourcing (PNP)		1:2	XW2Z-RO□C-□	1	PNP outputs	G70A-ZOC16-4	2
48 inputs and 48 outputs	CS1W-MD291	2 Fujitsu connectors (56 p) (1 for 48 inputs and 1 for 48 outputs)	Inputs: Sinking/Sourcing (NPN or PNP)	D	1:3	XW2Z-R□C-□-□	1	NPN or PNP Inputs	G70A-ZIM16-5	3
			Outputs: Sinking (NPN)		1:3	XW2Z-R□C-□-□	1	NPN outputs	G70A-ZOC16-3	3
	CS1W-MD292	2 Fujitsu connectors (56 p) (1 for 48 inputs and 1 for 48 outputs)	Inputs: Sinking/Sourcing (NPN or PNP)		1:3	XW2Z-R□C-□-□	1	NPN or PNP Inputs	G70A-ZIM16-5	3
			Outputs: Sourcing (PNP)		1:3	---	1	PNP outputs	G70A-ZOC16-4	3

\*1. The box □ is replaced by the cable length. For type details, refer to the XW2Z-R data sheet. (Cat. No. G216)

**Note:** On the G70A I/O terminal socket, the mounted relay is an option.

# Table of I/O Relay Terminal and connectable device combinations

## G70A (Socket types) Combinations with DeviceNet Slaves

DeviceNet Slaves				Connec- tion pattern	XW2Z-R Cables			G70A I/O Terminal Sockets		
I/O capacity	Model	External connectors	Polarity		Connection	Model #1	Quantity required	Specifications	Model	Quantity required
<b>Smart Slave DRT2-series MIL connector terminal</b>										
16 inputs	DRT2-ID16ML	1 MIL connector (20 p)	NPN	F	1:1	XW2Z-RI□□C	1	NPN or PNP Inputs	G70A-ZIM16-5	1
	DRT2-ID16ML-1	1 MIL connector (20 p)	PNP		1:1	XW2Z-RO□□C	1	NPN or PNP Inputs	G70A-ZIM16-5	1
16 outputs	DRT2-OD16ML	1 MIL connector (20 p)	NPN		1:1	XW2Z-RO□□C	1	16 NPN outputs	G70A-ZOC16-3	1
	DRT2-OD16ML-1	1 MIL connector (20 p)	PNP		1:1	XW2Z-RO□□C	1	16 PNP outputs	G70A-ZOC16-4	1
32 inputs	DRT2-ID32ML	1 MIL connector (40 p)	NPN	A	1:2	XW2Z-RI□□-□-D1	1	NPN or PNP Inputs	G70A-ZIM16-5	2
	DRT2-ID32ML-1	1 MIL connector (40 p)	PNP		1:2	XW2Z-RO□□-□-D1	1	NPN or PNP Inputs	G70A-ZIM16-5	2
32 outputs	DRT2-OD32ML	1 MIL connector (40 p)	NPN		1:2	XW2Z-RO□□-□-D1	1	16 NPN outputs	G70A-ZOC16-3	2
	DRT2-OD32ML-1	1 MIL connector (40 p)	PNP		1:2	XW2Z-RO□□-□-D1	1	16 PNP outputs	G70A-ZOC16-4	2
16 inputs and 16 outputs	DRT2-MD32ML	1 MIL connector (40 p)	NPN		1:2	XW2Z-RM□□-□-D1	1	NPN or PNP Inputs	G70A-ZIM16-5	1
			16 NPN outputs		G70A-ZOC16-3			1		
	DRT2-MD32ML-1	1 MIL connector (40 p)	PNP		1:2	XW2Z-RO□□-□-D1	1	NPN or PNP Inputs	G70A-ZIM16-5	1
			16 PNP outputs		G70A-ZOC16-4			1		
<b>Smart Slave DRT2-series board terminal MIL connector type (Horizontal type)</b>										
32 inputs	DRT2-ID32B	1 MIL connector (40 p)	NPN	A	1:2	XW2Z-RI□□-□-D1	1	NPN or PNP Inputs	G70A-ZIM16-5	2
	DRT2-ID32B-1	1 MIL connector (40 p)	PNP		1:2	XW2Z-RO□□-□-D1	1	NPN or PNP Inputs	G70A-ZIM16-5	2
32 outputs	DRT2-OD32B	1 MIL connector (40 p)	NPN		1:2	XW2Z-RO□□-□-D1	1	16 NPN outputs	G70A-ZOC16-3	2
	DRT2-OD32B-1	1 MIL connector (40 p)	PNP		1:2	XW2Z-RO□□-□-D1	1	16 PNP outputs	G70A-ZOC16-4	2
16 inputs and 16 outputs	DRT2-MD32B	1 MIL connector (40 p)	NPN		1:2	XW2Z-RM□□-□-D1	1	NPN or PNP Inputs	G70A-ZIM16-5	1
			16 NPN outputs		G70A-ZOC16-3			1		
	DRT2-MD32B-1	1 MIL connector (40 p)	PNP		1:2	XW2Z-RO□□-□-D1	1	NPN or PNP Inputs	G70A-ZIM16-5	1
			16 PNP outputs		G70A-ZOC16-4			1		
<b>Smart Slave DRT2-series board terminal MIL connector type (Vertical type)</b>										
32 inputs	DRT2-ID32BV	1 MIL connector (40 p)	NPN	A	1:2	XW2Z-RI□□-□-D1	1	NPN or PNP Inputs	G70A-ZIM16-5	2
	DRT2-ID32BV-1	1 MIL connector (40 p)	PNP		1:2	XW2Z-RO□□-□-D1	1	NPN or PNP Inputs	G70A-ZIM16-5	2
32 outputs	DRT2-OD32BV	1 MIL connector (40 p)	NPN		1:2	XW2Z-RO□□-□-D1	1	16 NPN outputs	G70A-ZOC16-3	2
	DRT2-OD32BV-1	1 MIL connector (40 p)	PNP		1:2	XW2Z-RO□□-□-D1	1	16 PNP outputs	G70A-ZOC16-4	2
16 inputs and 16 outputs	DRT2-MD32BV	1 MIL connector (40 p)	NPN		1:2	XW2Z-RM□□-□-D1	1	NPN or PNP Inputs	G70A-ZIM16-5	1
			16 NPN outputs		G70A-ZOC16-3			1		
	DRT2-MD32BV-1	1 MIL connector (40 p)	PNP		1:2	XW2Z-RO□□-□-D1	1	NPN or PNP Inputs	G70A-ZIM16-5	1
			16 PNP outputs		G70A-ZOC16-4			1		

\*1. The box □ is replaced by the cable length. For type details, refer to the XW2Z-R data sheet. (Cat. No. G216)

**Note:** On the G70A I/O terminal socket, the mounted relay is an option.

## Table of I/O Relay Terminal and connectable device combinations

I/O capacity	DeviceNet Slaves			Connection pattern	XW2Z-R Cables			G70A I/O Terminal Sockets		
	Model	External connectors	Polarity		Connection	Model *1	Quantity required	Specifications	Model	Quantity required
<b>Multiple I/O terminal connector type digital I/O unit (Fujitsu connector)</b>										
16 inputs	GT1-ID16ML	1 Fujitsu connector (24 p)	NPN	F	1:1	XW2Z-R□C	1	NPN or PNP Inputs	G70A-ZIM16-5	1
	GT1-ID16ML-1	1 Fujitsu connector (24 p)	PNP		1:1	XW2Z-R□C	1	NPN or PNP Inputs	G70A-ZIM16-5	1
16 outputs	GT1-OD16ML	1 Fujitsu connector (24 p)	NPN		1:1	XW2Z-R□C	1	16 NPN outputs	G70A-ZOC16-3	1
	GT1-OD16ML-1	1 Fujitsu connector (24 p)	PNP		1:1	XW2Z-R□C	1	16 PNP outputs	G70A-ZOC16-4	1
<b>Multiple I/O terminal multiple connector type digital I/O unit (Fujitsu connector)</b>										
32 inputs	GT1-ID32ML	1 Fujitsu connector (40 p)	NPN	F	1:2	XW2Z-RI□C-□	1	NPN or PNP Inputs	G70A-ZIM16-5	1
	GT1-ID32ML-1	1 Fujitsu connector (40 p)	PNP		1:2	XW2Z-RI□C-□	1	NPN or PNP Inputs	G70A-ZIM16-5	1
32 outputs	GT1-OD32ML	1 Fujitsu connector (40 p)	NPN		1:2	XW2Z-RO□C-□	1	16 NPN outputs	G70A-ZOC16-3	2
	GT1-OD32ML-1	1 Fujitsu connector (40 p)	PNP		1:2	XW2Z-RO□C-□	1	16 PNP outputs	G70A-ZOC16-4	2

\*1. The box □ is replaced by the cable length. For type details, refer to the XW2Z-R data sheet. (Cat. No. G216)

**Note:** On the G70A I/O terminal socket, the mounted relay is an option.



# Table of I/O Relay Terminal and connectable device combinations

## Combinations with G70D/G70R

### G70D/G70R

### Combinations with NX Series

NX I/O Units				Connec- tion pattern	XW2Z-R Cables			G70D/G70R Relay Terminals			
I/O capacity	Model	External connectors	Polarity		Connection	Model #1	Quantity required	Specifications	Model	Quantity required	
<b>Input Units</b>											
16 inputs	NX-ID5142-5	1 MIL connector (20 p)	NPN or PNP	---	---	---	---	Inputs	No connectable models		
32 inputs	NX-ID6142-5	1 MIL connector (40 p)	NPN or PNP								
	NX-ID6142-6	1 Fujitsu connector (40p)	NPN or PNP								
<b>Output Units</b>											
16 outputs	NX-OD5121-5	1 MIL connector (20 p)	NPN	F	1:1	XW2Z-RO□C	1	NPN outputs	G70D-SOC16/FOM16	1	
											G70D-VSOC16/VFOM16
								G70D-SOC08 *2			
								G70R-SOC08 *2			
	NX-OD5256-5	1 MIL connector (20 p)	PNP		1:1	XW2Z-RO□C	1	PNP outputs	G70D-SOC16-1/FOM16-1	1	
	32 outputs	NX-OD6121-5	1 MIL connector (40 p)	NPN	A	1:2	XW2Z-RO□-□-D1	1	NPN outputs	G70D-SOC16/FOM16	2
G70D-VSOC16/VFOM16											
G70D-SOC08 *2											
G70R-SOC08 *2											
	NX-OD6256-5	1 MIL connector (40 p)	PNP		1:2	XW2Z-RO□-□-D1	1	PNP outputs	G70D-SOC16-1/FOM16-1	2	
	NX-OD6121-6	1 Fujitsu connector (40p)	NPN		1:2	XW2Z-RO□C-□	1	NPN outputs	G70D-SOC16/FOM16	2	
									G70D-VSOC16/VFOM16		
									G70D-SOC08 *2		
									G70R-SOC08 *2		
<b>Mixed I/O Units</b>											
16 inputs and 16 outputs	NX-MD6121-6	2 Fujitsu connectors (24 p) (1 for 16 inputs and 1 for 16 outputs)	Inputs: NPN or PNP	E	---	---	---	Inputs	No connectable models		
			Outputs: NPN		1:1	XW2Z-R□C	1	NPN outputs	G70D-SOC16/FOM16	1	
											G70D-VSOC16/VFOM16
											G70D-SOC08 *2
											G70R-SOC08 *2
		NX-MD6121-5	2 MIL connectors (20 p) (1 for 16 inputs and 1 for 16 outputs)		Inputs: NPN or PNP	---	---	---	Inputs	No connectable models	
	Outputs: NPN				1:1	XW2Z-RO□C	1	NPN outputs	G70D-SOC16/FOM16	1	
											G70D-VSOC16/VFOM16
							G70D-SOC08 *2				
								G70R-SOC08 *2			
	NX-MD6256-5	2 MIL connectors (20 p) (1 for 16 inputs and 1 for 16 outputs)	Inputs: NPN or PNP	---	---	---	Inputs	No connectable models			
Outputs: PNP			1:1	XW2Z-RI□C	1	PNP outputs	G70D-SOC16-1/FOM16-1	1			

\*1. The box □ is replaced by the cable length. For type details, refer to the XW2Z-R data sheet. (Cat. No. G216)

\*2. 8 outputs type.

# Table of I/O Relay Terminal and connectable device combinations

## G70D/G70R Combinations with CJ Series

CJ1W I/O Units				Connec- tion pattern	XW2Z-R Cables			G70D/G70R Relay Terminals		
I/O capacity	Model	External connectors	Polarity		Connection	Model #1	Quantity required	Specifications	Model	Quantity required
<b>Input Units</b>										
32 inputs	CJ1W-ID231	1 Fujitsu connector (40p)	NPN	---	---	---	---	Inputs	No connectable models	
	CJ1W-ID232	1 MIL connector (40 p)	NPN							
	CJ1W-ID233	1 MIL connector (40 p)	NPN							
64 inputs	CJ1W-ID261	2 Fujitsu connectors (40p) (2, 32-point connectors)	NPN							
	CJ1W-ID262	2 MIL connectors (40 p) (2, 32-point connectors)	NPN							
<b>Output Units</b>										
32 outputs	CJ1W-OD231	1 Fujitsu connector (40p)	Sinking (NPN)	A	1:2	XW2Z-RO□C-□	1	NPN outputs	G70D-SOC16/FOM16	1
									G70D-VSOC16/VFOM16	
									G70D-SOC08 *2	
									G70R-SOC08 *2	
	CJ1W-OD233	1 MIL connector (40 p)	Sinking (NPN)		1:2	XW2Z-RO□□-D1	1	NPN outputs	G70D-SOC16/FOM16	1
									G70D-VSOC16/VFOM16	
									G70D-SOC08 *2	
									G70R-SOC08 *2	
CJ1W-OD232	1 MIL connector (40 p)	Sourcing (PNP)	1:2	XW2Z-RO□□-D1	1	PNP outputs	G70D-SOC16-1/FOM16-1	2		
CJ1W-OD234	1 MIL connector (40 p)	Sinking (NPN)	1:2	XW2Z-RO□□-D1	1	NPN outputs	G70D-SOC16/FOM16	2		
							G70D-VSOC16/VFOM16			
							G70D-SOC08 *2			
							G70R-SOC08 *2			
64 outputs	CJ1W-OD261	2 Fujitsu connectors (40p) (2, 32-point connectors)	Sinking (NPN)	B	1:2	XW2Z-RO□C-□	2	NPN outputs	G70D-SOC16/FOM16	4
									G70D-VSOC16/VFOM16	
									G70D-SOC08 *2	
									G70R-SOC08 *2	
	CJ1W-OD262	2 MIL connectors (40 p) (2, 32-point connectors)	Sourcing (PNP)		1:2	XW2Z-RO□□-D1	2	PNP outputs	G70D-SOC16-1/FOM16-1	4
CJ1W-OD263	2 MIL connectors (40 p) (2, 32-point connectors)	Sinking (NPN)	1:2	XW2Z-RO□□-D1	2	NPN outputs	G70D-SOC16/FOM16	4		
							G70D-VSOC16/VFOM16			
							G70D-SOC08 *2			
							G70R-SOC08 *2			

\*1. The box □ is replaced by the cable length. For type details, refer to the XW2Z-R data sheet. (Cat. No. G216)

\*2. 8 outputs type.

# Table of I/O Relay Terminal and connectable device combinations

CJ1W I/O Units				Connec- tion pattern	XW2Z-R Cables			G70D/G70R Relay Terminals		
I/O capacity	Model	External connectors	Polarity		Connection	Model *1	Quantity required	Specifications	Model	Quantity required
<b>Mixed I/O Units</b>										
<b>16 inputs and 16 outputs</b>	CJ1W-MD231	2 Fujitsu connectors (24 p) (1 for 16 inputs and 1 for 16 outputs)	Inputs: Sinking/Sourcing (NPN or PNP)	E	---	---	---	Inputs	No connectable models	
			Outputs: Sinking (NPN)		1:1	XW2Z-R□C	1	NPN outputs	G70D-SOC16/FOM16	1
							G70D-VSOC16/VFOM16			
					G70D-SOC08 *2					
	CJ1W-MD233	2 MIL connectors (20 p) (1 for 16 inputs and 1 for 16 outputs)	Inputs: Sinking/Sourcing (NPN or PNP)		---	---	---	Inputs	No connectable models	
			Outputs: Sinking (NPN)		1:1	XW2Z-R□C	1	NPN outputs	G70D-SOC16/FOM16	1
					G70D-VSOC16/VFOM16					
			G70D-SOC08 *2							
CJ1W-MD232	2 MIL connectors (40 p) (1 for 16 inputs and 1 for 16 outputs)	Inputs: Sinking/Sourcing (NPN or PNP)	---	---	---	Inputs	No connectable models			
		Outputs: Sourcing (PNP)	1:1	XW2Z-RI□C	1	PNP outputs	G70D-SOC16-1/FOM16-1	1		
<b>32 inputs/ 32 outputs</b>	CJ1W-MD261	2 Fujitsu connectors (40p) (1 for 32 inputs and 1 for 32 outputs)	Inputs: Sinking/Sourcing (NPN or PNP)	B	---	---	---	Inputs	No connectable models	
			Outputs: Sinking (NPN)		1:2	XW2Z-RO□C-□	1	NPN outputs	G70D-SOC16/FOM16	2
							G70D-VSOC16/VFOM16			
					G70D-SOC08 *2					
	CJ1W-MD263	2 MIL connectors (40 p) (1 for 32 inputs and 1 for 32 outputs)	Inputs: Sinking/Sourcing (NPN or PNP)		---	---	---	Inputs	No connectable models	
			Outputs: Sinking (NPN)		1:2	XW2Z-RO□-□-D1	1	NPN outputs	G70D-SOC16/FOM16	2
					G70D-VSOC16/VFOM16					
			G70D-SOC08 *2							
							G70R-SOC08 *2			

\*1. The box □ is replaced by the cable length. For type details, refer to the XW2Z-R data sheet. (Cat. No. G216)

\*2. 8 outputs type.

# Table of I/O Relay Terminal and connectable device combinations

## G70D/G70R Combinations with CS Series

CJ1W I/O Units				Connection pattern	XW2Z-R Cables			G70V I/O Relay Terminals		
I/O capacity	Model	External connectors	Polarity		Connection	Model #1	Quantity required	Specifications	Model	Quantity required
<b>Input Units DC Input Units</b>										
32 inputs	CS1W-ID231	1 Fujitsu connector (40p)	NPN	---	---	---	---	Inputs	No connectable models	
64 inputs	CS1W-ID261	2 Fujitsu connectors (40p) (2, 32-point connectors)	NPN							
96 inputs	CS1W-ID291	2 Fujitsu connectors (56p) (2, 48-point connectors)	NPN							
<b>Output Units Transistor Output Units</b>										
32 outputs	CS1W-OD231	1 Fujitsu connector (40p)	Sinking (NPN)	A	1:2	XW2Z-RO□C-□	1	NPN outputs	G70D-SOC16/FOM16 G70D-VSOC16/VFOM16 G70D-SOC08 *2 G70R-SOC08 *2	2
	CS1W-OD232	1 Fujitsu connector (40p)	Sourcing (PNP)		1:2	XW2Z-RO□C-□	1		PNP outputs	
64 outputs	CS1W-OD261	2 Fujitsu connectors (40p) (2, 32-point connectors)	Sinking (NPN)	B	1:2	XW2Z-RO□C-□	2	NPN outputs	G70D-SOC16/FOM16 G70D-VSOC16/VFOM16 G70D-SOC08 *2 G70R-SOC08 *2	4
	CS1W-OD262	2 Fujitsu connectors (40p) (2, 32-point connectors)	Sourcing (PNP)		1:2	XW2Z-RO□C-□	2		PNP outputs	
96 outputs	CS1W-OD291	2 Fujitsu connectors (56p) (2, 48-point connectors)	Sinking (NPN)	D	1:3	XW2Z-R□C-□-□	2	NPN outputs	G70D-SOC16/FOM16 G70D-VSOC16/VFOM16 G70D-SOC08 *2 G70R-SOC08 *2	6
	CS1W-OD292	2 Fujitsu connectors (56p) (2, 48-point connectors)	Sourcing (PNP)		1:3	---	2		PNP outputs	
<b>Mixed I/O Units DC Transistor Output Units</b>										
32 inputs/ 32 outputs	CS1W-MD261	2 Fujitsu connectors (40p) (1 for 32 inputs and 1 for 32 outputs)	Inputs: Sinking/Sourcing (NPN or PNP)	B	---	---	---	Inputs	No connectable models	
			Outputs: Sinking (NPN)							
	CS1W-MD262	2 Fujitsu connectors (40p) (1 for 32 inputs and 1 for 32 outputs)	Inputs: Sinking/Sourcing (NPN or PNP)		---	---	---	Inputs	No connectable models	
			Outputs: Sourcing (PNP)		1:2	XW2Z-RO□C-□	1	Inputs	G70D-SOC16-1/FOM16-1	2
48 inputs and 48 outputs	CS1W-MD291	2 Fujitsu connectors (56p) (1 for 48 inputs and 1 for 48 outputs)	Inputs: Sinking/Sourcing (NPN or PNP)	D	---	---	---	Inputs	No connectable models	
			Outputs: Sinking (NPN)							
	CS1W-MD292	2 Fujitsu connectors (56p) (1 for 48 inputs and 1 for 48 outputs)	Inputs: Sinking/Sourcing (NPN or PNP)		---	---	---	Inputs	No connectable models	
			Outputs: Sourcing (PNP)		1:3	---	1	PNP outputs	G70D-SOC16-1/FOM16-1	3

\*1. The box □ is replaced by the cable length. For type details, refer to the XW2Z-R data sheet. (Cat. No. G216)

\*2. 8 outputs type.

# Table of I/O Relay Terminal and connectable device combinations

## G70D/G70R Combinations with DeviceNet Slaves

DeviceNet Slaves				Connec- tion pattern	XW2Z-R Cables			G70D/G70R Relay Terminals		
I/O capacity	Model	External connectors	Polarity		Connection	Model #1	Quantity required	Specifications	Model	Quantity required
<b>Input unit Smart Slave DRT2-series MIL connector terminal</b>										
16 inputs	DRT2-ID16ML	1 MIL connector (20 p)	NPN	---	---	---	---	NPN inputs	No connectable models	
	DRT2-ID16ML-1	1 MIL connector (20 p)	PNP					PNP inputs		
16 outputs	DRT2-OD16ML	1 MIL connector (20 p)	NPN	F	1:1	XW2Z-RO□□C	1	16 NPN outputs	G70D-SOC16/FOM16	1
	DRT2-OD16ML-1	1 MIL connector (20 p)	PNP						1:1	
G70D-SOC08 *2										
G70R-SOC08 *2										
32 inputs	DRT2-ID32ML	1 MIL connector (40 p)	NPN	---	---	---	---	NPN inputs	No connectable models	
	DRT2-ID32ML-1	1 MIL connector (40 p)	PNP					PNP inputs		
32 outputs	DRT2-OD32ML	1 MIL connector (40 p)	NPN	A	1:2	XW2Z-RO□□-□-D1	1	16 NPN outputs	G70D-SOC16/FOM16	2
	DRT2-OD32ML-1	1 MIL connector (40 p)	PNP						1:2	
G70D-SOC08 *2										
G70R-SOC08 *2										
16 inputs and 16 outputs	DRT2-MD32ML	1 MIL connector (40 p)	NPN	A	1:2	XW2Z-RM□□-□-D1	1	16 NPN outputs	No connectable models	1
	DRT2-MD32ML-1	1 MIL connector (40 p)	PNP						1:2	
G70D-VSOC16/VFOM16										
G70D-SOC08 *2										
G70R-SOC08 *2										
<b>Smart Slave DRT2-series board terminal MIL connector type (Horizontal type)</b>										
32 inputs	DRT2-ID32B	1 MIL connector (40 p)	NPN	---	---	---	---	NPN inputs	No connectable models	
	DRT2-ID32B-1	1 MIL connector (40 p)	PNP					PNP inputs		
32 outputs	DRT2-OD32B	1 MIL connector (40 p)	NPN	A	1:2	XW2Z-RO□□-□-D1	1	16 NPN outputs	G70D-SOC16/FOM16	2
	DRT2-OD32B-1	1 MIL connector (40 p)	PNP						1:2	
G70D-SOC08 *2										
G70R-SOC08 *2										
16 inputs and 16 outputs	DRT2-MD32B	1 MIL connector (40 p)	NPN	A	1:2	XW2Z-RM□□-□-D1	1	16 NPN outputs	No connectable models	1
	DRT2-MD32B-1	1 MIL connector (40 p)	PNP						1:2	
G70D-VSOC16/VFOM16										
G70D-SOC08 *2										
G70R-SOC08 *2										

\*1. The box □ is replaced by the cable length. For type details, refer to the XW2Z-R data sheet. (Cat. No. G216)

\*2. 8 outputs type.

# Table of I/O Relay Terminal and connectable device combinations

DeviceNet Slaves				Connection pattern	XW2Z-R Cables			G70D/G70R Relay Terminals		
I/O capacity	Model	External connectors	Polarity		Connection	Model #1	Quantity required	Specifications	Model	Quantity required
<b>Smart Slave DRT2-series board terminal MIL connector type (Vertical type)</b>										
32 inputs	DRT2-ID32BV	1 MIL connector (40 p)	NPN	---	---	---	---	Inputs	No connectable models	
	DRT2-ID32BV-1	1 MIL connector (40 p)	PNP							
32 outputs	DRT2-OD32BV	1 MIL connector (40 p)	NPN	A	1:2	XW2Z-RO□-□-D1	1	16 NPN outputs	G70D-SOC16/FOM16 G70D-VSOC16/VFOM16 G70D-SOC08 *2 G70R-SOC08 *2	2
	DRT2-OD32BV-1	1 MIL connector (40 p)	PNP		1:2	XW2Z-RO□-□-D1	1	16 PNP outputs	G70D-SOC16-1/FOM16-1	2
16 inputs and 16 outputs	DRT2-MD32BV	1 MIL connector (40 p)	NPN		1:2	XW2Z-RM□-□-D1	1	16 NPN outputs	No connectable models	
			PNP		1:2				XW2Z-RO□-□-D1	1
	16 PNP outputs	No connectable models								
		DRT2-MD32BV-1	1 MIL connector (40 p)	PNP	1:2	XW2Z-RO□-□-D1	1	16 PNP outputs	G70D-SOC16-1/FOM16-1	1
<b>Multiple I/O terminal connector type digital I/O unit (Fujitsu connector)</b>										
16 inputs	GT1-ID16L	1 Fujitsu connector (24 p)	NPN	---	---	---	---	Inputs	No connectable models	
	GT1-ID16ML-1	1 Fujitsu connector (24 p)	PNP							
16 outputs	GT1-OD16ML	1 Fujitsu connector (24 p)	NPN	F	1:1	XW2Z-R□C	1	16 NPN outputs	G70D-SOC16/FOM16 G70D-VSOC16/VFOM16 G70D-SOC08 *2 G70R-SOC08 *2	1
	GT1-OD16ML-1	1 Fujitsu connector (24 p)	PNP		1:1	XW2Z-R□C	1	16 PNP outputs	G70D-SOC16-1/FOM16-1	1
<b>Multiple I/O terminal multiple connector type digital I/O unit (Fujitsu connector)</b>										
32 inputs	GT1-ID32ML	1 Fujitsu connector (40p)	NPN	---	---	---	---	Inputs	No connectable models	
	GT1-ID32ML-1	1 Fujitsu connector (40p)	PNP							
32 outputs	GT1-OD32ML	1 Fujitsu connector (40p)	NPN	F	1:2	XW2Z-RO□C-□	1	16 NPN outputs	G70D-SOC16/FOM16 G70D-VSOC16/VFOM16 G70D-SOC08 *2 G70R-SOC08 *2	2
	GT1-OD32ML-1	1 Fujitsu connector (40p)	PNP		1:2	XW2Z-RO□C-□	1	16 PNP outputs	G70D-SOC16-1/FOM16-1	2

\*1. The box □ is replaced by the cable length. For type details, refer to the XW2Z-R data sheet. (Cat. No. G216)

\*2. 8 outputs type.

# Terms and Conditions Agreement

## **Read and understand this catalog.**

Please read and understand this catalog before purchasing the products. Please consult your OMRON representative if you have any questions or comments.

## **Warranties.**

- (a) Exclusive Warranty. Omron's exclusive warranty is that the Products will be free from defects in materials and workmanship for a period of twelve months from the date of sale by Omron (or such other period expressed in writing by Omron). Omron disclaims all other warranties, express or implied.
- (b) Limitations. OMRON MAKES NO WARRANTY OR REPRESENTATION, EXPRESS OR IMPLIED, ABOUT NON-INFRINGEMENT, MERCHANTABILITY OR FITNESS FOR A PARTICULAR PURPOSE OF THE PRODUCTS. BUYER ACKNOWLEDGES THAT IT ALONE HAS DETERMINED THAT THE PRODUCTS WILL SUITABLY MEET THE REQUIREMENTS OF THEIR INTENDED USE.

Omron further disclaims all warranties and responsibility of any type for claims or expenses based on infringement by the Products or otherwise of any intellectual property right. (c) Buyer Remedy. Omron's sole obligation hereunder shall be, at Omron's election, to (i) replace (in the form originally shipped with Buyer responsible for labor charges for removal or replacement thereof) the non-complying Product, (ii) repair the non-complying Product, or (iii) repay or credit Buyer an amount equal to the purchase price of the non-complying Product; provided that in no event shall Omron be responsible for warranty, repair, indemnity or any other claims or expenses regarding the Products unless Omron's analysis confirms that the Products were properly handled, stored, installed and maintained and not subject to contamination, abuse, misuse or inappropriate modification. Return of any Products by Buyer must be approved in writing by Omron before shipment. Omron Companies shall not be liable for the suitability or unsuitability or the results from the use of Products in combination with any electrical or electronic components, circuits, system assemblies or any other materials or substances or environments. Any advice, recommendations or information given orally or in writing, are not to be construed as an amendment or addition to the above warranty.

See <http://www.omron.com/global/> or contact your Omron representative for published information.

## **Limitation on Liability; Etc.**

OMRON COMPANIES SHALL NOT BE LIABLE FOR SPECIAL, INDIRECT, INCIDENTAL, OR CONSEQUENTIAL DAMAGES, LOSS OF PROFITS OR PRODUCTION OR COMMERCIAL LOSS IN ANY WAY CONNECTED WITH THE PRODUCTS, WHETHER SUCH CLAIM IS BASED IN CONTRACT, WARRANTY, NEGLIGENCE OR STRICT LIABILITY.

Further, in no event shall liability of Omron Companies exceed the individual price of the Product on which liability is asserted.

## **Suitability of Use.**

Omron Companies shall not be responsible for conformity with any standards, codes or regulations which apply to the combination of the Product in the Buyer's application or use of the Product. At Buyer's request, Omron will provide applicable third party certification documents identifying ratings and limitations of use which apply to the Product. This information by itself is not sufficient for a complete determination of the suitability of the Product in combination with the end product, machine, system, or other application or use. Buyer shall be solely responsible for determining appropriateness of the particular Product with respect to Buyer's application, product or system. Buyer shall take application responsibility in all cases.

NEVER USE THE PRODUCT FOR AN APPLICATION INVOLVING SERIOUS RISK TO LIFE OR PROPERTY OR IN LARGE QUANTITIES WITHOUT ENSURING THAT THE SYSTEM AS A WHOLE HAS BEEN DESIGNED TO ADDRESS THE RISKS, AND THAT THE OMRON PRODUCT(S) IS PROPERLY RATED AND INSTALLED FOR THE INTENDED USE WITHIN THE OVERALL EQUIPMENT OR SYSTEM.

## **Programmable Products.**

Omron Companies shall not be responsible for the user's programming of a programmable Product, or any consequence thereof.

## **Performance Data.**

Data presented in Omron Company websites, catalogs and other materials is provided as a guide for the user in determining suitability and does not constitute a warranty. It may represent the result of Omron's test conditions, and the user must correlate it to actual application requirements. Actual performance is subject to the Omron's Warranty and Limitations of Liability.

## **Change in Specifications.**

Product specifications and accessories may be changed at any time based on improvements and other reasons. It is our practice to change part numbers when published ratings or features are changed, or when significant construction changes are made. However, some specifications of the Product may be changed without any notice. When in doubt, special part numbers may be assigned to fix or establish key specifications for your application. Please consult with your Omron's representative at any time to confirm actual specifications of purchased Product.

## **Errors and Omissions.**

Information presented by Omron Companies has been checked and is believed to be accurate; however, no responsibility is assumed for clerical, typographical or proofreading errors or omissions.

**OMRON Corporation Industrial Automation Company**  
Kyoto, JAPAN

Contact: [www.ia.omron.com](http://www.ia.omron.com)

**Regional Headquarters**

**OMRON EUROPE B.V.**

Wegalaan 67-69, 2132 JD Hoofddorp  
The Netherlands  
Tel: (31)2356-81-300/Fax: (31)2356-81-388

**OMRON ELECTRONICS LLC**

2895 Greenspoint Parkway, Suite 200  
Hoffman Estates, IL 60169 U.S.A.  
Tel: (1) 847-843-7900/Fax: (1) 847-843-7787

**OMRON ASIA PACIFIC PTE. LTD.**

No. 438A Alexandra Road # 05-05/08 (Lobby 2),  
Alexandra Technopark,  
Singapore 119967  
Tel: (65) 6835-3011/Fax: (65) 6835-2711

**OMRON (CHINA) CO., LTD.**

Room 2211, Bank of China Tower,  
200 Yin Cheng Zhong Road,  
PuDong New Area, Shanghai, 200120, China  
Tel: (86) 21-5037-2222/Fax: (86) 21-5037-2200

**Authorized Distributor:**

© OMRON Corporation 2017 All Rights Reserved.  
In the interest of product improvement,  
specifications are subject to change without notice.

**CSM 1\_2\_0118**  
Cat. No. J217-E1-01

0317(0317)