




Pressure Sensors


Pneumatic · Fluid, Square Type Pressure Sensor / Pneumatic, Square, Digital Type Pressure Sensor /

Series	Applicable Fluid	Pressure Port Direction	Pressure Port	Connection	Pressure Type	Rated Pressure Range	Display Pressure Unit
Pneumatic, Square, Connector Type Digital Pressure Sensor PSAN Series  W30×H30×L30.7mm	Air, Non-corrosive gas	Rear fitting	■: Type R1/8 Rc(PT)1/8 NPT1/8	Connector type (connector type cable: 2m)	Standard pressure	0.0 to 100.0kPa	MPa, kPa, kgf/cm ² , bar, psi
						0 to 1,000kPa	MPa, kPa, kgf/cm ² , bar, psi
					Negative pressure	0.0 to -101.3kPa	kPa, kgf/cm ² , bar, psi, mmHg, inHg, mmH ₂ O
					Compound pressure	-101.3 to 100.0kPa	kPa, kgf/cm ² , bar, psi, mmHg, inHg, mmH ₂ O

Fluid, Square, Connector Type Digital Pressure Sensor PSAN Series  W30×H30×L32mm	Air, Non-corrosive gas and fluid that will not corrode SUS316L	Bottom fitting	■: Type R1/8 NPT1/8	Connector type (connector type cable: 2m)	Standard pressure	0.0 to 100.0kPa	MPa, kPa, kgf/cm ² , bar, psi
						0 to 1,000kPa	MPa, kPa, kgf/cm ² , bar, psi
					Standard pressure	0 to 1,000kPa	MPa, kPa, kgf/cm ² , bar, psi
					Negative pressure	0.0 to -101.3kPa	kPa, kgf/cm ² , bar, psi, mmHg, inHg, mmH ₂ O
	Compound pressure	-101.3 to 100.0kPa	kPa, kgf/cm ² , bar, psi, mmHg, inHg, mmH ₂ O				

Fluid, Square, Cable Type Digital Pressure Sensor PSAN Series  W30×H30×L42.3mm	Air, Non-corrosive gas and fluid that will not corrode SUS316L	Rear fitting	■: Type R1/8 9/16-18UNF	Cable type (cable type cable: 3m)	Standard pressure	0 to 1,000kPa	MPa, kPa, kgf/cm ² , bar, psi
					Compound pressure	-101.3 to 100.0kPa	kPa, kgf/cm ² , bar, psi, mmHg, inHg, mmH ₂ O

※Sold separately: Front cover (PSO-P01), Panel bracket (PSO-B02/B03)


Series	Applicable Fluid	Pressure Port Direction	Pressure Port	Connection	Pressure Type	Rated Pressure Range	Display Pressure Unit
Pneumatic, Square, Cable Type Digital Pressure Sensor PSA Series  W30×H30×L38.5mm	Air, Non-corrosive gas	Rear fitting (3-direction)	■: Type Rc(PT)1/8 NPT1/8	Cable type (cable type cable: 2m)	Standard pressure	0.0 to 100.0kPa	kPa, kgf/cm ² , bar, psi
						0 to 1,000kPa	
					Negative pressure	0.0 to -101.3kPa	kPa, kgf/cm ² , bar, psi, mmHg, inHg, mmH ₂ O
					Compound pressure	-100.0 to 100.0kPa	kPa, kgf/cm ² , bar, psi, mmHg, inHg, mmH ₂ O


※Sold separately: Front cover (PSO-02), Panel bracket (PSO-01)


Control Output		Option Input/Output	Power Supply	Current Consumption	Protection Structure	Approval	Model
NPN Open Collector	PNP Open Collector						
●	—	□: Type V: Voltage (1-5VDC) output A: Current (DC4-20mA) output H: HOLD/ AUTO SHIFT input	12-24VDC	Voltage output type : Max. 50mA Current output type : Max. 75mA	IP40	CE	PSAN-01C□-■
—	●						PSAN-01CP□-■
●	—						PSAN-1C□-■
—	●						PSAN-1CP□-■
●	—	□: Type V: Voltage (1-5VDC) output A: Current (DC4-20mA) output H: HOLD/ AUTO SHIFT input	12-24VDC	Voltage output type : Max. 50mA Current output type : Max. 75mA	IP40	CE	PSAN-V01C□-■
—	●						PSAN-V01CP□-■
●	—				IP40	CE	PSAN-C01C□-■
—	●						PSAN-C01CP□-■
●	—	□: Type V: Voltage (1-5VDC) output A: Current (DC4-20mA) output H: HOLD/ AUTO SHIFT input	12-24VDC	Voltage output type : Max. 50mA Current output type : Max. 75mA	IP40	CE	PSAN-L01C□-■
—	●						PSAN-L01CP□-■
●	—	□: Type V: Voltage (1-5VDC) output A: Current (DC4-20mA) output H: HOLD/ AUTO SHIFT input	12-24VDC	Voltage output type : Max. 50mA Current output type : Max. 75mA	IP40	CE	PSAN-L1C□-■
—	●						PSAN-L1CP□-■
●	—	Voltage (1-5VDC) output	12-24VDC		IP40	CE	PSAN-L1CV-7/16-20UNF
●	—	□: Type V: Voltage (1-5VDC) output A: Current (DC 4-20mA) output H: HOLD/ AUTO SHIFT input	12-24VDC	Voltage output type : Max. 50mA Current output type : Max. 75mA	IP40	CE	PSAN-LV01C□-■
—	●						PSAN-LV01CP□-■
●	—	□: Type V: Voltage (1-5VDC) output A: Current (DC4-20mA) output H: HOLD/ AUTO SHIFT input	12-24VDC	Voltage output type : Max. 50mA Current output type : Max. 75mA	IP40	CE	PSAN-LC01C□-■
—	●						PSAN-LC01CP□-■
●	—	□: Type V: Voltage (1-5VDC) output H: HOLD/ AUTO SHIFT input	12-24VDC	Voltage output type : Max. 50mA Current output type : Max. 75mA	IP65	CE	PSAN-B1□-■
—	●						PSAN-B1P□-■
●	—	□: Type V: Voltage (1-5VDC) output H: HOLD/ AUTO SHIFT input	12-24VDC	Voltage output type : Max. 50mA Current output type : Max. 75mA	IP65	CE	PSAN-BC01□-■
—	●						PSAN-BC01P□-■
Control Output		Option Output	Power Supply	Current Consumption	Protection Structure	Approval	Model
NPN Open Collector	PNP Open Collector						
●	—	Voltage (1-5VDC) output	12-24VDC	Max. 50mA	IP40	CE	PSA-01-■
—	●						PSA-01P-■
●	—						PSA-1-■
—	●						PSA-1P-■
●	—	Voltage (1-5VDC) output	12-24VDC	Max. 50mA	IP40	CE	PSA-V01-■
—	●						PSA-V01P-■
●	—	Voltage (1-5VDC) output	12-24VDC	Max. 50mA	IP40	CE	PSA-C01-■
—	●						PSA-C01P-■

Pressure Sensors

Pneumatic · Fluid, Square Type Pressure Sensor / Pneumatic, Square, Digital Type Pressure Sensor /

Series	Applicable Fluid	Pressure Port Direction	Connection	Pressure Type	Rated Pressure Range	Display Pressure Unit
Pneumatic, Rectangular, Connector Type Digital Pressure Sensor PSB Series  W52×H10×L25.5mm	Air, Non-corrosive gas	M5	Connector type (Connector type cable: 3m)	Standard pressure	0.0 to 100.0kPa	kPa, kgf/cm ² , bar, psi
					0 to 1,000kPa	kPa, kgf/cm ² , bar, psi
				Negative pressure	0.0 to -101.3kPa	kPa, kgf/cm ² , bar, psi, mmHg, inHg, mmH ₂ O
				Compound pressure	-100.0 to 100.0kPa	kPa, kgf/cm ² , bar, psi, mmHg, inHg, mmH ₂ O

Pneumatic, Rectangular, Cable Type Digital Pressure Sensor PSB Series  W54.2×H10.4×L25mm	Air, Non-corrosive gas	M5	Cable type (cable type cable: 2m)	Standard pressure	0.0 to 100.0kPa	kPa, kgf/cm ² , bar, psi
					0 to 1,000kPa	
					0.0 to 100.0kPa	kPa, kgf/cm ² , bar, psi, mmHg, inHg, mmH ₂ O
					0 to 1,000kPa	
				Negative pressure	0.0 to -101.3kPa	kPa, kgf/cm ² , bar, psi, mmHg, inHg, mmH ₂ O
Compound pressure	-100.0 to 100.0kPa	kPa, kgf/cm ² , bar, psi, mmHg, inHg, mmH ₂ O				

Series	Applicable Fluid	Pressure Port Direction	Connection	Pressure Type	Rated Pressure Range	Display Pressure Unit
Compact, Cable Type Pressure Sensor PSS Series  W11.8×H29.3×L24.8mm	Air, Non-corrosive gas	R1/8	Cable type (cable type cable: 3m)	Standard pressure	0.0 to 100.0kPa	—
					0 to 1,000kPa	—
				Negative pressure	0.0 to -101.3kPa	—
				Compound pressure	-101.3 to 100.0kPa	—

※Pressure Conversion Chart

from \ to	Pa	kPa	MPa	kgf/cm ²	mmHg	mmH ₂ O	psi	bar	inHg
1Pa	1	0.001	0.000001	0.000010197	0.007501	0.101972	0.000145038	0.00001	0.0002953
1kPa	1,000.000	1	0.001	0.010197	7.500617	101.971626	0.145038	0.01	0.2953
1MPa	1,000,000	1,000	1	10.197162	7,500.61683	101,971.626	145.038243	10	295.299875
1kgf/cm ²	98,066.5	98.0665	0.098067	1	735.55924	10,000.0005	14.223393	0.980665	28.959025
1mmHg	133.322368	0.133322	0.000133	0.001359	1	13.595099	0.019337	0.001333	0.039370
1mmH ₂ O	9.80665	0.009807	—	0.000099	0.073556	1	0.00142	0.000098	0.002896
1psi	6,894.733	6.89473	0.006895	0.070307	51.714752	703.016716	1	0.068947	2.036014
1bar	100,000.0	100.0000	0.100000	1.019716	750.062	10,197.1626	14.503824	1	29.529988
1inHg	3,386.388	3.386388	0.003386	0.034532	25.40022	345.315507	0.491156	0.033864	1

Control Output		Option Output	Power Supply	Current Consumption	Protection Structure	Approval	Model
NPN Open Collector	PNP Open Collector						
—	●	Voltage (1-5VDC) output	12-24VDC	Max. 50mA	IP40	CE	PSB-01CP-M5
●	—						PSB-01C-M5
●	—	Voltage (1-5VDC) output	12-24VDC	Max. 50mA	IP40	CE	PSB-1C-M5
—	●						PSB-1CP-M5
●	—	Voltage (1-5VDC) output	12-24VDC	Max. 50mA	IP40	CE	PSB-V01C-M5
—	●						PSB-V01CP-M5
—	●	Voltage (1-5VDC) output	12-24VDC	Max. 50mA	IP40	CE	PSB-C01CP-M5
●	—						PSB-C01C-M5
●	—	Voltage (1-5VDC) output	12-24VDC	Max. 50mA	IP40	CE	PSB-01-M5
—	●						PSB-1-M5
—	●	Voltage (1-5VDC) output	12-24VDC	Max. 50mA	IP40	CE	PSB-01P-M5
—	●						PSB-1P-M5
●	—	Voltage (1-5VDC) output	12-24VDC	Max. 50mA	IP40	CE	PSB-V01P-M5
—	●						PSB-V01-M5
—	●	Voltage (1-5VDC) output	12-24VDC	Max. 50mA	IP40	CE	PSB-C01P-M5
●	—						PSB-C01-M5
Option Output		Power Supply	Current Consumption	Protection Structure	Approval	Model	
Voltage (1-5VDC) output		12-24VDC	Max. 15mA	IP40	CE	PSS-01V-R1/8	
Current (DC4-20mA) output		12-24VDC	—	IP40	CE	PSS-01A-R1/8	
Voltage (1-5VDC) output		12-24VDC	Max. 15mA	IP40	CE	PSS-1V-R1/8	
Current (DC4-20mA) output		12-24VDC	—	IP40	CE	PSS-1A-R1/8	
Voltage (1-5VDC) output		12-24VDC	Max. 15mA	IP40	CE	PSS-V01V-R1/8	
Current (DC4-20mA) output		12-24VDC	—	IP40	CE	PSS-V01A-R1/8	
Voltage (1-5VDC) output		12-24VDC	Max. 15mA	IP40	CE	PSS-C01V-R1/8	
Current (DC4-20mA) output		12-24VDC	—	IP40	CE	PSS-C01A-R1/8	