


# Ø16 Push Button Switches

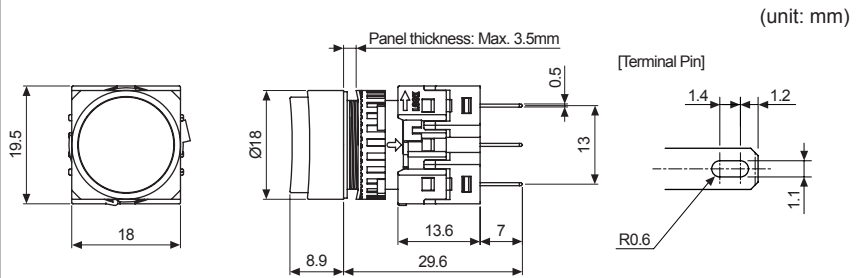
## Ø16 Round Push Button Switches (S16PR Series)

Type	Appearance	Operation type	Model	Contact block	LED block
				C contact	DC voltage
Extended button		Returned	<b>S16PR-E1</b> □C	1	—
			<b>S16PR-E1</b> □2C	2	
			<b>S16PR-E1</b> □3C	3	
		Maintained	<b>S16PR-E2</b> □C	1	
			<b>S16PR-E2</b> □2C	2	
			<b>S16PR-E2</b> □3C	3	


※□ indicates color: **R**, **B**, **G**, **Y**, **W**

※The control unit, contact blocks, LED blocks are sold separately.  
(control unit: bold letters, contact block: regular letters)

• Dimensions



※For panel cut-out dimensions, please refer to page A-48.

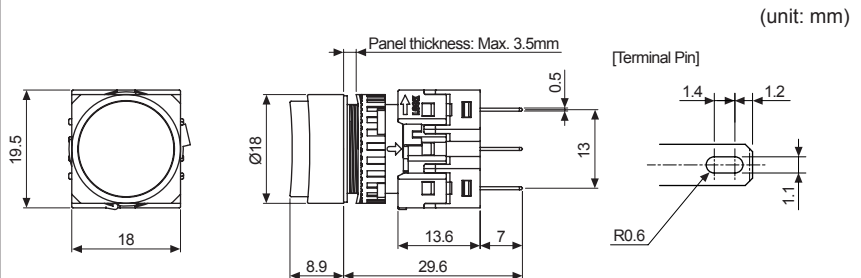
Type	Appearance	Operation type	Model	Contact block	LED block	
				C contact	DC voltage	
Extended button (illuminated)		Returned	<b>S16PR-E3</b> □C5	1	1 (5VDC)	
			<b>S16PR-E3</b> □C12		1 (12VDC)	
			<b>S16PR-E3</b> □C24		1 (24VDC)	
			Maintained	<b>S16PR-E4</b> □C5	1	1 (5VDC)
				<b>S16PR-E4</b> □C12		1 (12VDC)
				<b>S16PR-E4</b> □C24		1 (24VDC)
		Returned	<b>S16PR-E3</b> □2C5	2	1 (5VDC)	
			<b>S16PR-E3</b> □2C12		1 (12VDC)	
			<b>S16PR-E3</b> □2C24		1 (24VDC)	
			Maintained	<b>S16PR-E4</b> □2C5	2	1 (5VDC)
				<b>S16PR-E4</b> □2C12		1 (12VDC)
				<b>S16PR-E4</b> □2C24		1 (24VDC)

※□ indicates color: **R**, **B**, **G**, **Y**, **W**

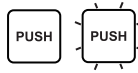
※The control unit, contact blocks, LED blocks are sold separately.  
(control unit: bold letters, contact and LED block: regular letters)

※The LED color is the same as the control unit.

• Dimensions


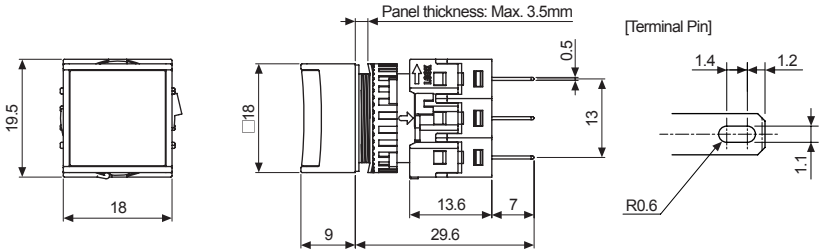



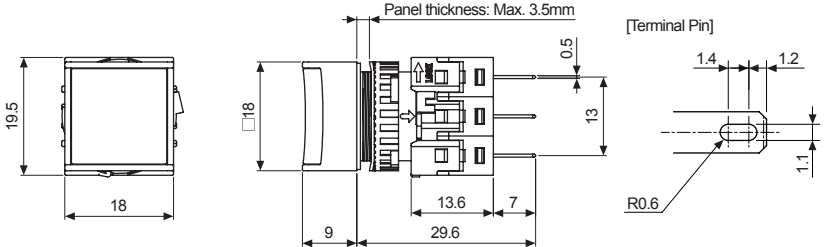
※For panel cut-out dimensions, please refer to page A-48.



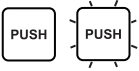
# Ø16 Push Button Switches

## Ø16 Square Push Button Switches (S16PRS Series)

Type	Appearance	Operation type	Model	Contact block	LED block
				C contact	DC voltage
Half guard	 <p>S16PRS-H1G□</p>	Returned	<b>S16PRS-H1</b> □C	1	-
			<b>S16PRS-H1</b> □2C	2	
			<b>S16PRS-H1</b> □3C	3	
		Maintained	<b>S16PR S-H2</b> □C	1	
			<b>S16PRS-H2</b> □2C	2	
			<b>S16PRS-H2</b> □3C	3	
※□ indicates color: <b>R</b> , <b>B</b> , <b>G</b> , <b>Y</b> , <b>W</b> ※The control unit, contact blocks, LED blocks are sold separately. (control unit: bold letters, contact block: regular letters)					
• Dimensions <span style="float: right;">(unit: mm)</span>					
					
※For panel cut-out dimensions, please refer to page A-48.					


Type	Appearance	Operation type	Model	Contact block	LED block	
				C contact	DC voltage	
Half guard (illuminated)	 <p>S16PRS-H3R□</p>	Returned	<b>S16PRS-H3</b> □C5	1	1 (5VDC)	
			<b>S16PRS-H3</b> □C12		1 (12VDC)	
			<b>S16PRS-H3</b> □C24		1 (24VDC)	
			Maintained	<b>S16PRS-H4</b> □C5	1	1 (5VDC)
				<b>S16PRS-H4</b> □C12		1 (12VDC)
				<b>S16PRS-H4</b> □C24		1 (24VDC)
		Returned	<b>S16PRS-H3</b> □2C5	2	1 (5VDC)	
			<b>S16PRS-H3</b> □2C12		1 (12VDC)	
			<b>S16PRS-H3</b> □2C24		1 (24VDC)	
			Maintained	<b>S16PRS-H4</b> □2C5	2	1 (5VDC)
				<b>S16PRS-H4</b> □2C12		1 (12VDC)
				<b>S16PRS-H4</b> □2C24		1 (24VDC)
※□ indicates color: <b>R</b> , <b>B</b> , <b>G</b> , <b>Y</b> , <b>W</b> ※The control unit, contact blocks, LED blocks are sold separately. (control unit: bold letters, contact and LED block: regular letters) ※The LED color is the same as the control unit.						
• Dimensions <span style="float: right;">(unit: mm)</span>						
						
※For panel cut-out dimensions, please refer to page A-48.						

- Control Switches
  - Ø16
    - Ø22/25
    - Ø30
    - 30
- Push Button Switches
  - Round
  - Square
  - Rectangular
- Selector Switches
  - Round
  - Square
  - Rectangular
- Key Selector Switches
  - Round
  - Square
  - Rectangular
- Double Push Button Switches
- Mushroom-head Push Button Switches
- Emergency Switches
- Pilot Lights
- Accessories
- Buzzers



# Ø16 Push Button Switches

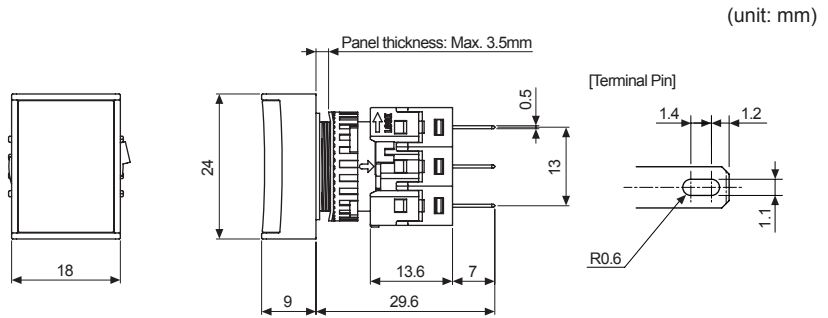
## Ø16 Rectangular Push Button Switches (S16PRT Series)

Type	Appearance	Operation type	Model	Contact block	LED block
				C contact	DC voltage
Half guard		Returned	<b>S16PRT-H1</b> □C	1	—
			<b>S16PRT-H1</b> □2C	2	
			<b>S16PRT-H1</b> □3C	3	
		Maintained	<b>S16PRT-H2</b> □C	1	
			<b>S16PRT-H2</b> □2C	2	
			<b>S16PRT-H2</b> □3C	3	


※□ indicates color: **R**, **B**, **G**, **Y**, **W**

※The control unit, contact blocks, LED blocks are sold separately.  
(control unit: bold letters, contact block: regular letters)

• Dimensions



※For panel cut-out dimensions, please refer to page A-48.

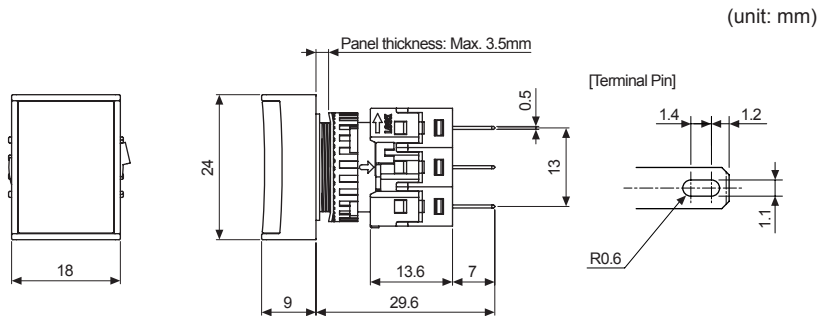
Type	Appearance	Operation type	Model	Contact block	LED block	
				C contact	DC voltage	
Half guard (illuminated)		Returned	<b>S16PRT-H3</b> □C5	1	1 (5VDC)	
			<b>S16PRT-H3</b> □C12		1 (12VDC)	
			<b>S16PRT-H3</b> □C24		1 (24VDC)	
			Maintained	<b>S16PRT-H4</b> □C5	1	1 (5VDC)
				<b>S16PRT-H4</b> □C12		1 (12VDC)
				<b>S16PRT-H4</b> □C24		1 (24VDC)
		Returned	<b>S16PRT-H3</b> □2C5	2	1 (5VDC)	
			<b>S16PRT-H3</b> □2C12		1 (12VDC)	
			<b>S16PRT-H3</b> □2C24		1 (24VDC)	
			Maintained	<b>S16PRT-H4</b> □2C5	2	1 (5VDC)
				<b>S16PRT-H4</b> □2C12		1 (12VDC)
				<b>S16PRT-H4</b> □2C24		1 (24VDC)

※□ indicates color: **R**, **B**, **G**, **Y**, **W**

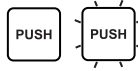
※The control unit, contact blocks, LED blocks are sold separately.  
(control unit: bold letters, contact and LED block: regular letters)

※The LED color is the same as the control unit.


• Dimensions



※For panel cut-out dimensions, please refer to page A-48.



# Ø16 Push Button Switches



## Control Switches

Ø16

Ø22/25

Ø30

□30

## Push Button Switches

Round

Square

Rectangular

## Selector Switches

Round

Square

Rectangular

## Key Selector Switches

Round

Square

Rectangular

## Double Push Button Switches

## Mushroom-head Push Button Switches

## Emergency Switches








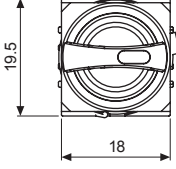
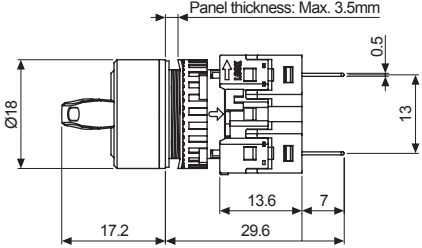
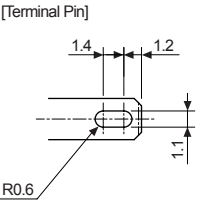
## Pilot Lights




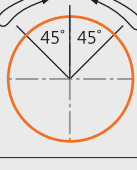

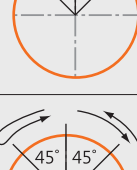
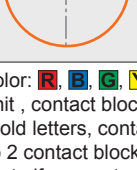
## Accessories

## Buzzers

**Autonics**  
www.autonics.com

## Ø16 Round Selector Switches (S16SR Series)

Type	Appearance	Operating position		Model	Contact block	LED block
					C contact	DC voltage
Standard short lever, extended	 <p>S16SR-S1W□</p>	2-position, spring return		S16SR-S1□C	1	-
				S16SR-S1□2C	2	
		2-position, maintained		S16SR-S2□C	1	
				S16SR-S2□2C	2	
		3-position, spring return two-way		S16SR-S3□2C	2	
		3-position, maintained		S16SR-S4□2C	2	
3-position, spring return from right		S16SR-S5□2C	2			
3-position, spring return from left		S16SR-S6□2C	2			
<p>※□ indicates color: <span style="color:red">R</span>, <span style="color:blue">B</span>, <span style="color:green">G</span>, <span style="color:yellow">Y</span>, <span style="color:black">W</span></p> <p>※The control unit, contact blocks, LED blocks are sold separately. (control unit: bold letters, contact block: regular letters)</p> <p>※Connect up to 2 contact blocks. Connect the contact blocks only on the right and left side slots. It will not operate if connected to the center slot.</p>						
<p>• Dimensions <span style="float:right">(unit: mm)</span></p> <div style="display: flex; justify-content: space-around; align-items: flex-start;">    </div> <p style="text-align: right;">※For panel cut-out dimensions, please refer to page A-48.</p>						

Type	Appearance	Operating position	Model	Contact block		LED block
				C contact	DC voltage	
Standard short lever, extended (illuminated)		2-position, spring return		S16SR-L1□C5	1	1 (5VDC)
				S16SR-L1□C12		1 (12VDC)
				S16SR-L1□C24		1 (24VDC)
			S16SR-L1□2C5	2		1 (5VDC)
			S16SR-L1□2C12			1 (12VDC)
			S16SR-L1□2C24			1 (24VDC)
		2-position, maintained		1	S16SR-L2□C5	1 (5VDC)
					S16SR-L2□C12	1 (12VDC)
					S16SR-L2□C24	1 (24VDC)
			2	S16SR-L2□2C5	1 (5VDC)	
				S16SR-L2□2C12	1 (12VDC)	
				S16SR-L2□2C24	1 (24VDC)	
		3-position, spring return two-way		2	S16SR-L3□2C5	1 (5VDC)
					S16SR-L3□2C12	1 (12VDC)
					S16SR-L3□2C24	1 (24VDC)
		3-position, maintained		2	S16SR-L4□2C5	1 (5VDC)
					S16SR-L4□2C12	1 (12VDC)
					S16SR-L4□2C24	1 (24VDC)
		3-position, spring return from right		2	S16SR-L5□2C5	1 (5VDC)
					S16SR-L5□2C12	1 (12VDC)
					S16SR-L5□2C24	1 (24VDC)
		3-position, spring return from left		2	S16SR-L6□2C5	1 (5VDC)
					S16SR-L6□2C12	1 (12VDC)
					S16SR-L6□2C24	1 (24VDC)

※□ indicates color: **R**, **B**, **G**, **Y**, **W**

※The control unit, contact blocks, LED blocks are sold separately.

(control unit: bold letters, contact and LED block: regular letters)

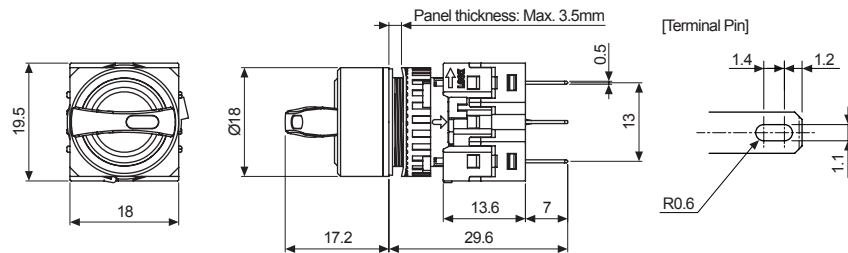
※Connect up to 2 contact blocks. Connect the contact blocks only on the right and left side slots.

It will not operate if connected to the center slot.

※The LED color is the same as the control unit.

• Dimensions

(unit: mm)






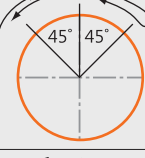
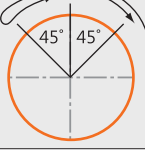
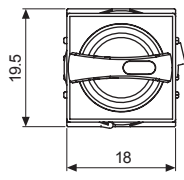
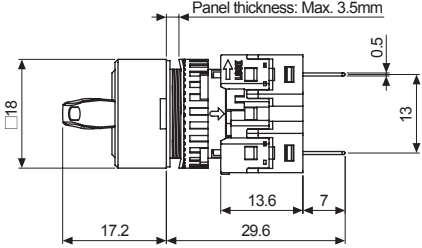
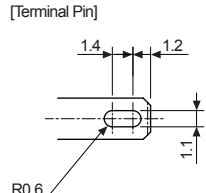



※For panel cut-out dimensions, please refer to page A-48.



# Ø16 Selector Switches

## Ø16 Square Selector Switches (S16SRS Series)

Type	Appearance	Operating position		Model	Contact block	LED block
					C contact	DC voltage
Standard short lever, extended	 <p>S16SRS-S1W</p>	2-position, spring return		S16SRS-S1□C	1	
				S16SRS-S1□2C	2	
		2-position, maintained		S16SRS-S2□C	1	
				S16SRS-S2□2C	2	
		3-position, spring return two-way		S16SRS-S3□2C	2	
		3-position, maintained		S16SRS-S4□2C	2	
3-position, spring return from right		S16SRS-S5□2C	2			
3-position, spring return from left		S16SRS-S6□2C	2			
<p>※□ indicates color: <b>R</b>, <b>B</b>, <b>G</b>, <b>Y</b>, <b>W</b></p> <p>※The control unit, contact blocks, LED blocks are sold separately. (control unit: bold letters, contact block: regular letters)</p> <p>※Connect up to 2 contact blocks. Connect the contact blocks only on the right and left side slots. It will not operate if connected to the center slot.</p>						
<p>• Dimensions <span style="float: right;">(unit: mm)</span></p> <div style="display: flex; justify-content: space-around; align-items: flex-start;"> <div style="text-align: center;">  <p>19.5 18</p> </div> <div style="text-align: center;">  <p>Panel thickness: Max. 3.5mm 17.2 13.6 29.6 7 13 0.5</p> </div> <div style="text-align: center;">  <p>[Terminal Pin] 1.4 1.2 1.1 R0.6</p> </div> </div> <p style="text-align: right;">※For panel cut-out dimensions, please refer to page A-48.</p>						

Type	Appearance	Operating position	Model	Contact block		LED block	
				C contact	DC voltage		
Standard short lever, extended (illuminated)		2-position, spring return	S16SRS-L1□C5	1	1	1 (5VDC)	
			S16SRS-L1□C12			1 (12VDC)	
			S16SRS-L1□C24			1 (24VDC)	
			S16SRS-L1□2C5			2	1 (5VDC)
			S16SRS-L1□2C12				1 (12VDC)
			S16SRS-L1□2C24				1 (24VDC)
		2-position, maintained	S16SRS-L2□C5	1	1	1 (5VDC)	
			S16SRS-L2□C12			1 (12VDC)	
			S16SRS-L2□C24			1 (24VDC)	
			S16SRS-L2□2C5			2	1 (5VDC)
			S16SRS-L2□2C12				1 (12VDC)
			S16SRS-L2□2C24				1 (24VDC)
		3-position, spring return two-way	S16SRS-L3□2C5	2	1	1 (5VDC)	
			S16SRS-L3□2C12			1 (12VDC)	
			S16SRS-L3□2C24			1 (24VDC)	
		3-position, maintained	S16SRS-L4□2C5	2	1	1 (5VDC)	
			S16SRS-L4□2C12			1 (12VDC)	
			S16SRS-L4□2C24			1 (24VDC)	
		3-position, spring return from right	S16SRS-L5□2C5	2	1	1 (5VDC)	
			S16SRS-L5□2C12			1 (12VDC)	
			S16SRS-L5□2C24			1 (24VDC)	
		3-position, spring return from left	S16SRS-L6□2C5	2	1	1 (5VDC)	
			S16SRS-L6□2C12			1 (12VDC)	
			S16SRS-L6□2C24			1 (24VDC)	

※□ indicates color: R, B, G, Y, W

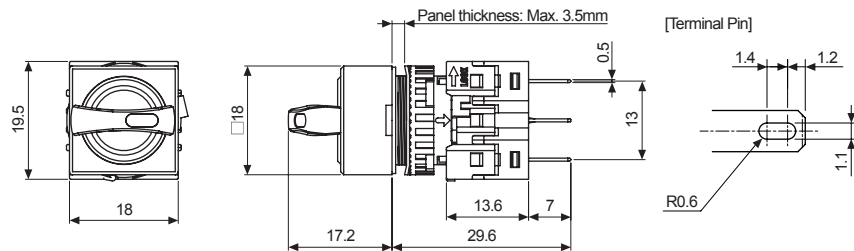
※The control unit, contact blocks, LED blocks are sold separately.  
(control unit: bold letters, contact and LED block: regular letters)

※Connect up to 2 contact blocks. Connect the contact blocks only on the right and left side slots.  
It will not operate if connected to the center slot.

※The LED color is the same as the control unit.

• Dimensions

(unit: mm)










※For panel cut-out dimensions, please refer to page A-48.





# Ø16 Selector Switches

## Ø16 Rectangular Selector Switches (S16SRT Series)

Type	Appearance	Operating position	Model	Contact block	LED block
				C contact	DC voltage
Standard short lever, extended		2-position, spring return 	<b>S16SRT-S1</b> □C	1	-
			<b>S16SRT-S1</b> □2C	2	
		2-position, maintained 	<b>S16SRT-S2</b> □C	1	
			<b>S16SRT-S2</b> □2C	2	
		3-position, spring return two-way 	<b>S16SRT-S3</b> □2C	2	
		3-position, maintained 	<b>S16SRT-S4</b> □2C	2	
3-position, spring return from right 	<b>S16SRT-S5</b> □2C	2			
3-position, spring return from left 	<b>S16SRT-S6</b> □2C	2			

S16SRT-S1W□

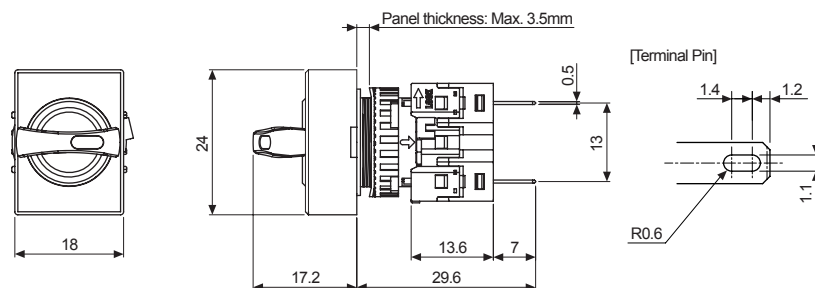
※□ indicates color: **R**, **B**, **G**, **Y**, **W**

※The control unit, contact blocks, LED blocks are sold separately.  
(control unit: bold letters, contact block: regular letters)


※Connect up to 2 contact blocks. Connect the contact blocks only on the right and left side slots.  
It will not operate if connected to the center slot.

### • Dimensions

(unit: mm)



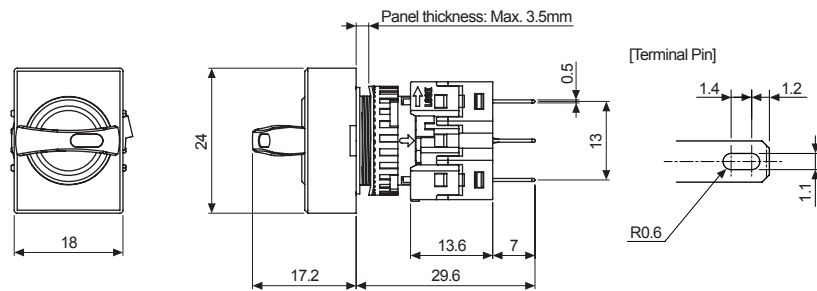
※For panel cut-out dimensions, please refer to page A-48.

Type	Appearance	Operating position	Model	Contact block	LED block	
				C contact	DC voltage	
Standard short lever, extended (illuminated)		2-position, spring return	S16SRT-L1□C5	1	1 (5VDC)	
			S16SRT-L1□C12		1 (12VDC)	
			S16SRT-L1□C24		1 (24VDC)	
			S16SRT-L1□2C5		2	1 (5VDC)
			S16SRT-L1□2C12			1 (12VDC)
			S16SRT-L1□2C24			1 (24VDC)
		2-position, maintained	S16SRT-L2□C5	1	1 (5VDC)	
			S16SRT-L2□C12		1 (12VDC)	
			S16SRT-L2□C24		1 (24VDC)	
			S16SRT-L2□2C5	2	1 (5VDC)	
			S16SRT-L2□2C12		1 (12VDC)	
			S16SRT-L2□2C24		1 (24VDC)	
		3-position, spring return two-way	S16SRT-L3□2C5	2	1 (5VDC)	
			S16SRT-L3□2C12		1 (12VDC)	
			S16SRT-L3□2C24		1 (24VDC)	
		3-position, maintained	S16SRT-L4□2C5	2	1 (5VDC)	
			S16SRT-L4□2C12		1 (12VDC)	
			S16SRT-L4□2C24		1 (24VDC)	
		3-position, spring return from right	S16SRT-L5□2C5	2	1 (5VDC)	
			S16SRT-L5□2C12		1 (12VDC)	
			S16SRT-L5□2C24		1 (24VDC)	
		3-position, spring return from left	S16SRT-L6□2C5	2	1 (5VDC)	
			S16SRT-L6□2C12		1 (12VDC)	
			S16SRT-L6□2C24		1 (24VDC)	

- ※□ indicates color: R, B, G, Y, W
- ※The control unit, contact blocks, LED blocks are sold separately.  
(control unit: bold letters, contact and LED block: regular letters)
- ※Connect up to 2 contact blocks. Connect the contact blocks only on the right and left side slots.  
It will not operate if connected to the center slot.
- ※The LED color is the same as the control unit.

• Dimensions


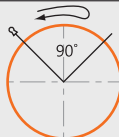
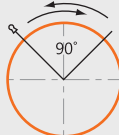







(unit: mm)



※For panel cut-out dimensions, please refer to page A-48.

# Ø16 Key Selector Switches

## Ø16 Round Key Selector Switches (S16KR Series)

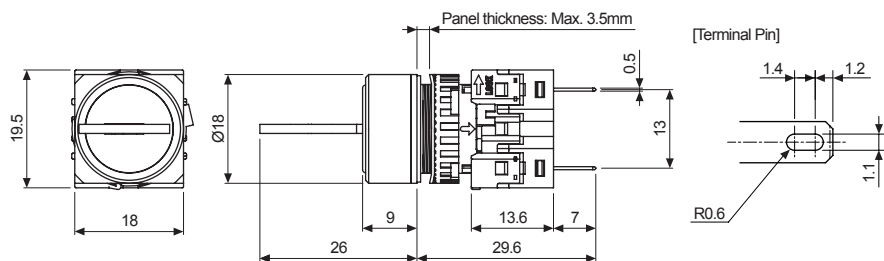
Type	Appearance	Operating position	Model	Contact block	LED block
				C contact	DC voltage
Extended	 <p>S16KR-1AK□</p>	2-position, spring return key removal: left	 <b>S16KR-1AKC</b> <b>S16KR-1AK2C</b>	1 2	
		2-position, maintained key removal: left	 <b>S16KR-2AKC</b> <b>S16KR-2AK2C</b>	1 2	
		2-position, maintained key removal: left + right	 <b>S16KR-2BKC</b> <b>S16KR-2BK2C</b>	1 2	
		2-position, maintained key removal: right	 <b>S16KR-2DKC</b> <b>S16KR-2DK2C</b>	1 2	
		3-position, spring return two-way key removal: center	 <b>S16KR-3EK2C</b>	2	—
		3-position, maintained key removal: left	 <b>S16KR-4AK2C</b>	2	
		3-position, maintained key removal: left + right	 <b>S16KR-4BK2C</b>	2	
		3-position, maintained key removal: left + center + right	 <b>S16KR-4CK2C</b>	2	
		3-position, maintained key removal: right	 <b>S16KR-4DK2C</b>	2	

※The control unit, contact blocks, LED blocks are sold separately.  
(control unit: bold letters, contact block: regular letters)

※Connect up to 2 contact blocks. Connect the contact blocks only on the right and left side slots.  
It will not operate if connected to the center slot.

• Dimensions

(unit: mm)



※For panel cut-out dimensions, please refer to page A-48.

# Ø16 Key Selector Switches

## Control Switches

Ø16

Ø22/25

Ø30

□30

## Push Button Switches

Round

Square

Rectangular

## Selector Switches

Round

Square

Rectangular

## Key Selector Switches

Round

Square

Rectangular

## Double Push Button Switches


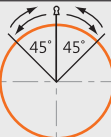








## Mushroom-head Push Button Switches

## Emergency Switches

## Pilot Lights

## Accessories

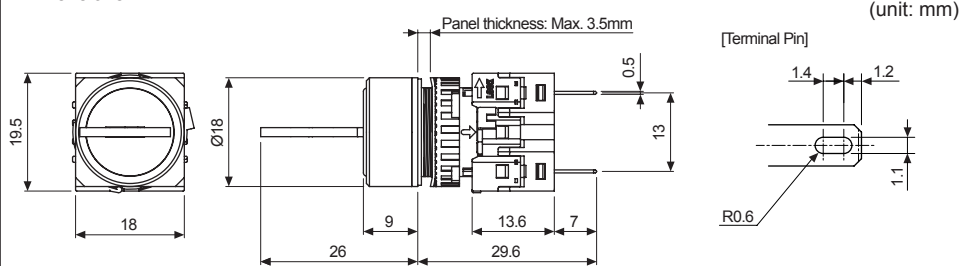
## Buzzers

Type	Appearance	Operating position	Model	Contact block		
				C contact	LED block DC voltage	
Extended	 S16KR-4EK□	3-position, maintained key removal: center		<b>S16KR-4EK2C</b>	2	
		3-position, maintained key removal: center + right		<b>S16KR-4FK2C</b>	2	
		3-position, maintained key removal: left + center		<b>S16KR-4GK2C</b>	2	
		3-position, spring return from right key removal: left		<b>S16KR-5AK2C</b>	2	
		3-position, spring return from right key removal: center		<b>S16KR-5EK2C</b>	2	—
		3-position, spring return from right key removal: left + center		<b>S16KR-5GK2C</b>	2	
		3-position, spring return from left key removal: right		<b>S16KR-6DK2C</b>	2	
		3-position, spring return from left key removal: center		<b>S16KR-6EK2C</b>	2	
		3-position, spring return from left key removal: center + right		<b>S16KR-6FK2C</b>	2	

※The control unit, contact blocks, LED blocks are sold separately.  
(control unit: bold letters, contact block: regular letters)

※Connect up to 2 contact blocks. Connect the contact blocks only on the right and left side slots.  
It will not operate if connected to the center slot.











### • Dimensions



※For panel cut-out dimensions, please refer to page A-48.

# Ø16 Key Selector Switches

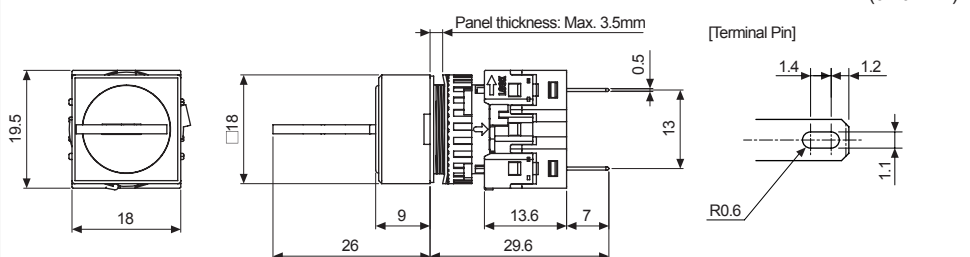
## Ø16 Square Key Selector Switches (S16KRS Series)

Type	Appearance	Operating position	Model	Contact block	LED block
				C contact	DC voltage
Extended	 <p>S16KRS-1AK□</p>	2-position, spring return key removal: left	 <b>S16KRS-1AKC</b> <b>S16KRS-1AK2C</b>	1 2	—
		2-position, maintained key removal: left	 <b>S16KRS-2AKC</b> <b>S16KRS-2AK2C</b>	1 2	
		2-position, maintained key removal: left + right	 <b>S16KRS-2BKC</b> <b>S16KRS-2BK2C</b>	1 2	
		2-position, maintained key removal: right	 <b>S16KRS-2DKC</b> <b>S16KRS-2DK2C</b>	1 2	
		3-position, spring return two-way key removal: center	 <b>S16KRS-3EK2C</b>	2	
		3-position, maintained key removal: left	 <b>S16KRS-4AK2C</b>	2	
		3-position, maintained key removal: left + right	 <b>S16KRS-4BK2C</b>	2	
		3-position, maintained key removal: left + center + right	 <b>S16KRS-4CK2C</b>	2	
		3-position, maintained key removal: right	 <b>S16KRS-4DK2C</b>	2	

※The control unit, contact blocks, LED blocks are sold separately.  
 (control unit: bold letters, contact block: regular letters)

※Connect up to 2 contact blocks. Connect the contact blocks only on the right and left side slots.  
 It will not operate if connected to the center slot.

• Dimensions



※For panel cut-out dimensions, please refer to page A-48.



# Ø16 Key Selector Switches

### Control Switches

Ø16

Ø22/25

Ø30

□30

### Push Button Switches

Round

Square

Rectangular

### Selector Switches

Round

Square

Rectangular

### Key Selector Switches

Round

Square

Rectangular

### Double Push Button Switches











### Mushroom-head Push Button Switches

### Emergency Switches

### Pilot Lights

### Accessories

### Buzzers

Type	Appearance	Operating position	Model	Contact block		LED block
				C contact		DC voltage
Extended		3-position, maintained key removal: center		<b>S16KRS-4EK2C</b>	2	—
		3-position, maintained key removal: center + right		<b>S16KRS-4FK2C</b>	2	
		3-position, maintained key removal: left + center		<b>S16KRS-4GK2C</b>	2	
		3-position, spring return from right key removal: left		<b>S16KRS-5AK2C</b>	2	
		3-position, spring return from right key removal: center		<b>S16KRS-5EK2C</b>	2	
		3-position, spring return from right key removal: left + center		<b>S16KRS-5GK2C</b>	2	
		3-position, spring return from left key removal: right		<b>S16KRS-6DK2C</b>	2	
		3-position, spring return from left key removal: center		<b>S16KRS-6EK2C</b>	2	
		3-position, spring return from left key removal: center + right		<b>S16KRS-6FK2C</b>	2	

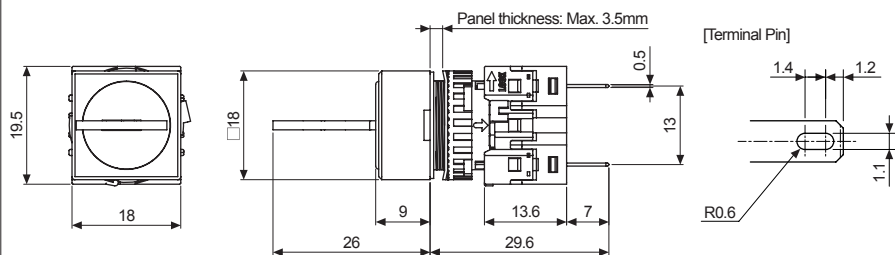
※The control unit, contact blocks, LED blocks are sold separately.

(control unit: bold letters, contact block: regular letters)

※Connect up to 2 contact blocks. Connect the contact blocks only on the right and left side slots. It will not operate if connected to the center slot.

#### • Dimensions

(unit: mm)



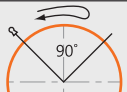
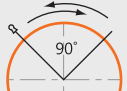



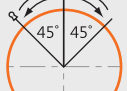





※For panel cut-out dimensions, please refer to page A-48.



# Ø16 Key Selector Switches

## Ø16 Rectangular Key Selector Switches (S16KRT Series)

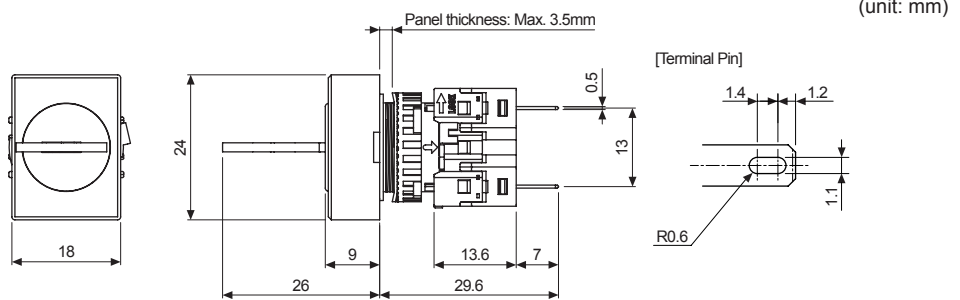
Type	Appearance	Operating position	Model	Contact block	LED block
				C contact	DC voltage
Extended	 S16KRT-1AK□ 	2-position, spring return key removal: left	 S16KRT-1AKC S16KRT-1AK2C	1 2	—
		2-position, maintained key removal: left	 S16KRT-2AKC S16KRT-2AK2C	1 2	
		2-position, maintained key removal: left + right	 S16KRT-2BKC S16KRT-2BK2C	1 2	
		2-position, maintained key removal: right	 S16KRT-2DKC S16KRT-2DK2C	1 2	
		3-position, spring return two-way key removal: center	 S16KRT-3EK2C	2	
		3-position, maintained key removal: left	 S16KRT-4AK2C	2	
		3-position, maintained key removal: left + right	 S16KRT-4BK2C	2	
		3-position, maintained key removal: left + center + right	 S16KRT-4CK2C	2	
		3-position, maintained key removal: right	 S16KRT-4DK2C	2	

※ The control unit, contact blocks, LED blocks are sold separately.

(control unit: bold letters, contact block: regular letters)

※ Connect up to 2 contact blocks. Connect the contact blocks only on the right and left side slots. It will not operate if connected to the center slot.

• Dimensions



※ For panel cut-out dimensions, please refer to page A-48.



# Ø16 Key Selector Switches

Control Switches

Ø16

Ø22/25

Ø30

□30

Push Button Switches

Round

Square

Rectangular

Selector Switches

Round

Square

Rectangular

Key Selector Switches

Round

Square

Rectangular

Double Push Button Switches












Mushroom-head Push Button Switches

Emergency Switches

Pilot Lights

Accessories

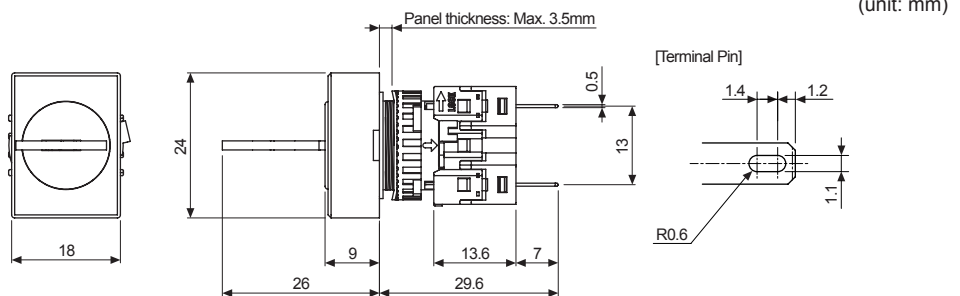
Buzzers

Type	Appearance	Operating position	Model	Contact block		LED block
				C contact		DC voltage
Extended	 S16KRT-4EK□  	3-position, maintained key removal: center		<b>S16KRT-4EK2C</b>	2	
		3-position, maintained key removal: center + right		<b>S16KRT-4FK2C</b>	2	
		3-position, maintained key removal: left + center		<b>S16KRT-4GK2C</b>	2	
		3-position, spring return from right key removal: left		<b>S16KRT-5AK2C</b>	2	
		3-position, spring return from right key removal: center		<b>S16KRT-5EK2C</b>	2	—
		3-position, spring return from right key removal: left + center		<b>S16KRT-5GK2C</b>	2	
		3-position, spring return from left key removal: right		<b>S16KRT-6DK2C</b>	2	
		3-position, spring return from left key removal: center		<b>S16KRT-6EK2C</b>	2	
		3-position, spring return from left key removal: center + right		<b>S16KRT-6FK2C</b>	2	

※ The control unit, contact blocks, LED blocks are sold separately.  
(control unit: bold letters, contact block: regular letters)

※ Connect up to 2 contact blocks. Connect the contact blocks only on the right and left side slots.  
It will not operate if connected to the center slot.

• Dimensions


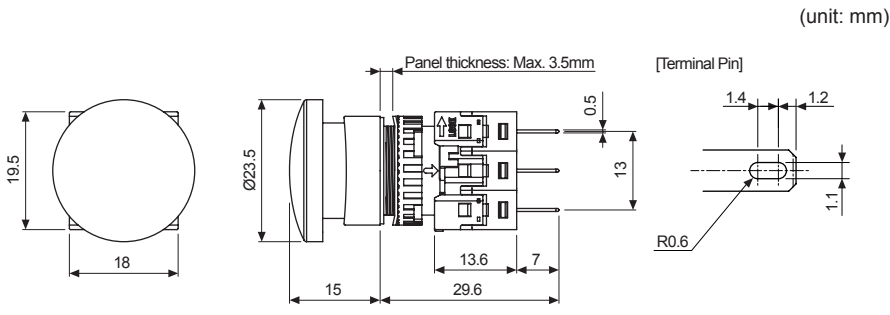

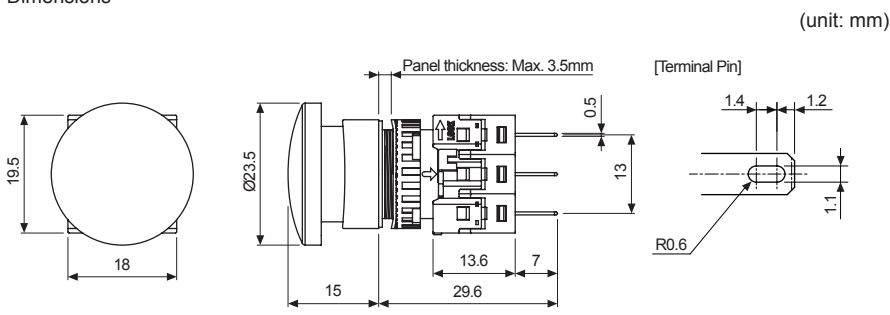


※ For panel cut-out dimensions, please refer to page A-48.




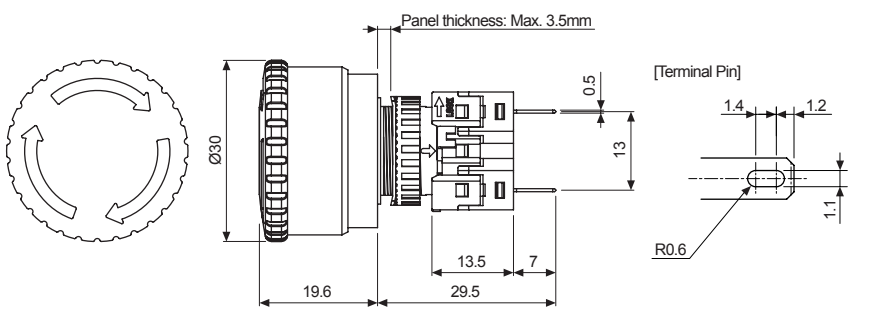

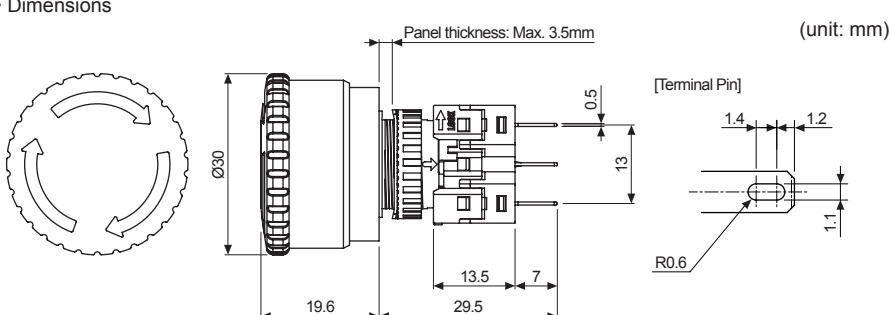
# Ø16 Mushroom-head Push Button Switches

## Ø16 Mushroom-head Push Button Switches (S16BR Series)

Type	Appearance	Model	Contact block	LED block
			C contact	DC voltage
Extended	 S16BR-H1G□	<b>S16BR-H1</b> □C	1	—
		<b>S16BR-H1</b> □2C	2	
		<b>S16BR-H1</b> □3C	3	
		※□ indicates color: <b>R</b> , <b>G</b> ※The control unit, contact blocks, LED blocks are sold separately. (control unit: bold letters, contact block: regular letters)		
• Dimensions <div style="text-align: right;">(unit: mm)</div>  <p style="text-align: center;">※For panel cut-out dimensions, please refer to page A-48.</p>				
Type	Appearance	Model	Contact block	LED block
			C contact	DC voltage
Extended (illuminated)	 S16BR-H3R□	<b>S16BR-H3</b> □C5	1	1 (5VDC)
		<b>S16BR-H3</b> □C12		1 (12VDC)
		<b>S16BR-H3</b> □C24		1 (24VDC)
		<b>S16BR-H3</b> □2C5	2	1 (5VDC)
		<b>S16BR-H3</b> □2C12		1 (12VDC)
		<b>S16BR-H3</b> □2C24		1 (24VDC)
※□ indicates color: <b>R</b> , <b>G</b> ※The control unit, contact blocks, LED blocks are sold separately. (control unit: bold letters, contact and LED block: regular letters) ※The LED color is the same as the control unit.				
• Dimensions <div style="text-align: right;">(unit: mm)</div>  <p style="text-align: center;">※For panel cut-out dimensions, please refer to page A-48.</p>				



## Ø16 Emergency Switches (S16ER Series)


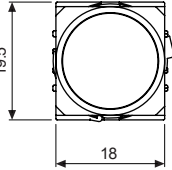
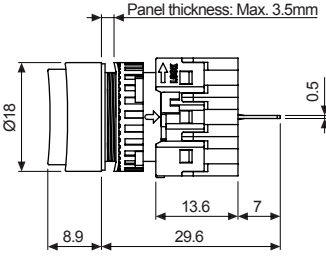
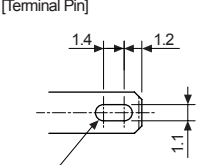

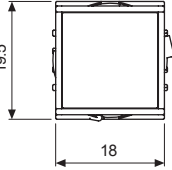
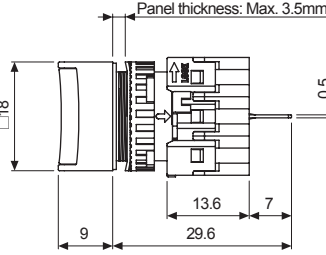
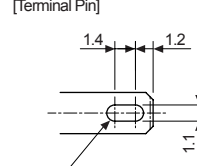
Type	Appearance	Model	Contact block	LED block
			B contact	DC voltage
D30 (short head)	 <p>S16ER-E1R□</p>	<b>S16ER-E1RB</b>	1	—
		<b>S16ER-E1R2B</b>	2	—
<p>※The control unit , contact blocks, LED blocks are sold separately. (control unit: bold letters, contact block: regular letters)</p> <p>• Dimensions <span style="float: right;">(unit: mm)</span></p>  <p style="text-align: right;">※For panel cut-out dimensions, please refer to page A-48.</p>				
Type	Appearance	Model	Contact block	LED block
			B contact	DC voltage
D30 (short head/ illuminated)	 <p>S16ER-E3R□</p>	<b>S16ER-E3RB5</b>	1	1 (5VDC)
		<b>S16ER-E3RB12</b>		1 (12VDC)
		<b>S16ER-E3RB24</b>		1 (24VDC)
		<b>S16ER-E3R2B5</b>	2	1 (5VDC)
		<b>S16ER-E3R2B12</b>		1 (12VDC)
		<b>S16ER-E3R2B24</b>		1 (24VDC)
<p>※The control unit , contact blocks, LED blocks are sold separately. (control unit: bold letters, contact and LED block: regular letters)</p> <p>※The LED color is the same as the control unit.</p> <p>• Dimensions <span style="float: right;">(unit: mm)</span></p>  <p style="text-align: right;">※For panel cut-out dimensions, please refer to page A-48.</p>				

Control Switches
Ø16
Ø22/25
Ø30
□30
Push Button Switches
Round
Square
Rectangular
Selector Switches
Round
Square
Rectangular
Key Selector Switches
Round
Square
Rectangular
Double Push Button Switches
Mushroom-head Push Button Switches
Emergency Switches
Pilot Lights
Accessories
Buzzers



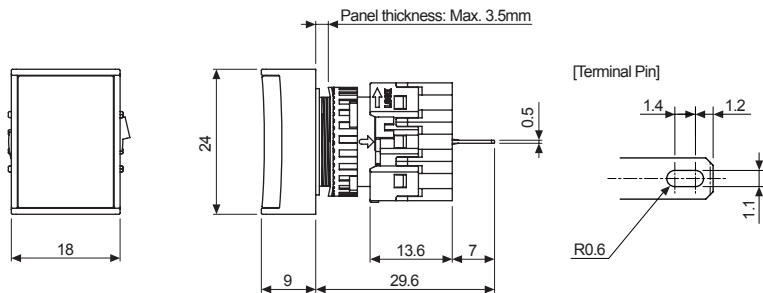


# Ø16 Pilot Lights

## Ø16 Pilot Lights (L16RR Series)

Type	Appearance	Model	Contact block	LED block
			C contact	DC voltage
Flat round, extended	 <p>L16RR-EY□</p>	L16RR-E□5	—	1 (5VDC)
		L16RR-E□12		1 (12VDC)
		L16RR-E□24		1 (24VDC)
※□ indicates color: <b>R</b> , <b>B</b> , <b>G</b> , <b>Y</b> , <b>W</b> ※The light unit and LED blocks are sold separately. (light unit: bold letters, LED block: regular letters) ※The LED color is the same as the control unit.				
• Dimensions (unit: mm) <div style="display: flex; justify-content: space-around; align-items: flex-start;">    </div> <p style="text-align: right;">※For panel cut-out dimensions, please refer to page A-48.</p>				
Type	Appearance	Model	Contact block	LED block
			C contact	DC voltage
Flat square (half guard), extended	 <p>L16RRS-HG□</p>	L16RRS-H□5	—	1 (5VDC)
		L16RRS-H□12		1 (12VDC)
		L16RRS-H□24		1 (24VDC)
※□ indicates color: <b>R</b> , <b>B</b> , <b>G</b> , <b>Y</b> , <b>W</b> ※The light unit and LED blocks are sold separately. (light unit: bold letters, LED block: regular letters) ※The LED color is the same as the control unit.				
• Dimensions (unit: mm) <div style="display: flex; justify-content: space-around; align-items: flex-start;">    </div> <p style="text-align: right;">※For panel cut-out dimensions, please refer to page A-48.</p>				


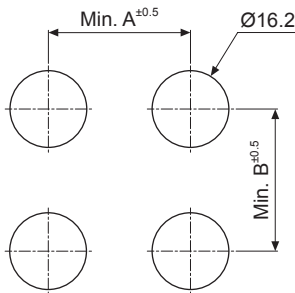















Type	Appearance	Model	Contact block	LED block
			C contact	DC voltage
Flat rectangular (half guard), extended	 L16RRT-HB□ 	L16RRT-H□5	—	1 (5VDC)
		L16RRT-H□12		1 (12VDC)
		L16RRT-H□24		1 (24VDC)
※□ indicates color: <b>R</b> , <b>B</b> , <b>G</b> , <b>Y</b> , <b>W</b> ※The light unit and LED blocks are sold separately. (light unit: bold letters, LED block: regular letters) ※The LED color is the same as the control unit.				
• Dimensions <span style="float: right;">(unit: mm)</span>				
				
※For panel cut-out dimensions, please refer to page A-48.				

# Ø16 Panel Cut-out Dimensions

## Ø16 Panel Cut-out Dimensions

(unit: mm)

Type			A	B	Panel Cut-out Dimensions
Push Button Switches	Round (S16PR Series)		20	21	
	Square (S16PRS Series)		20	21	
	Rectangular (S16PRT Series)		25	21	
Selector Switches	Round (S16SR Series)		20	21	
	Square (S16SRS Series)		20	21	
	Rectangular (S16SRT Series)		25	21	
Key Selector Switches	Round (S16KR Series)		20	21	
	Square (S16KRS Series)		20	21	
	Rectangular (S16KRT Series)		25	21	
Mushroom-head Push Button Switches (S16BR Series)			24	24	
Emergency Switches (S16ER Series)			40	40	
Pilot Lights	Round (L16RR Series)		20	21	
	Square (L16RRS Series)		20	21	
	Rectangular (L16RRT Series)		25	21	