



Cat. No. ZLG-320

# ZLG

## LASER LINE GENERATOR



# INSTRUCTION SHEET

Thank you for selecting INNO for your requirement.

This sheet describes the procedure and precautions required for installing and operating the product.

Kindly read this sheet before operating or installing the product. Store the sheet for future reference.

### SPECIFICATIONS

Model	ZLG-10R-P	ZLG-50R-C	ZLG-200R-C
Mounting Dia	Ø 20mm smooth		Ø 16mm smooth
Measured Distance	1 Meters		3 Meters
Line Size	0.5mtr line at 1.4mtr	1mtr line at 2.8mtr	1mtr line at 2.8mtr   2mtr line at 5.7mtr   1.5mtr line at 4.2mtr   3mtr line at 8.5mtr
Output Power	10mW	50mW	200mW
Light Source	Red Laser Diode, Class IIIB		
Supply Voltage	3.7 VDC	3-5VDC	
Lens	Line or Cross	Line	
Focus	Adjustable		
Pattern	110° Fan angle		
Connection	Battery Operated	5VDC Plug	
Shock Resistance	upto 50G		
Ambient Temperature	Operation: -10° ~ 60°C; Storage: -25° ~ 85°C (non- freezing; non- condensing)		
Ambient Humidity	Operation: 35 ~ 85% RH; Storage: 35 ~ 90% RH (non- condensing)		
Protection Class	IP67		
Weight	aprox 0.25kg	aprox 0.20kg	
Material	Housing: ABS	Housing: Alumium alloy housing	

INTENTIONALLY LEFT EMPTY

### CAUTION FOR SAFETY


- ① Please keep this sheet for review before use of unit.
- ① Please observe the following:

**⚠ WARNING**  
Serious injury may occur if instructions are not followed


**⚠ CAUTION**  
Product failure or injury can occur if instructions are not followed

- ⚠ WARNING**
1. This is not a safety product and is not to be used with machinery that requires use of a safety warning system.
  2. Do not open this unit when powered on. It may lead to shock/ fire.

Do not connect lamp to AC power supply.  
**RISK OF EXPLOSION !**



Do not dismantle immediately after turn-off.  
**HOT SURFACE! Allow cooling time.**

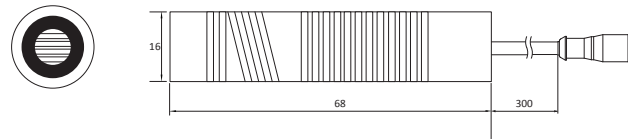


- ⚠ CAUTION**
1. This unit shall not be used outdoors.
  2. Do not use the unit in places where there is flammable gas.
  4. Do not use this unit in places where there is vibration or impact.
  5. Do not use water or oil based detergent for cleaning the unit.
  6. Do not use excessive force to tighten the unit and do not hammer the unit.
  7. Do not pull on the wire; use only crimp type terminal connectors.
  8. Check for proper wiring before turn-on. Miswiring will cause permanent damage to the product.
  10. Please process it as industrial waste and dispose responsibly.

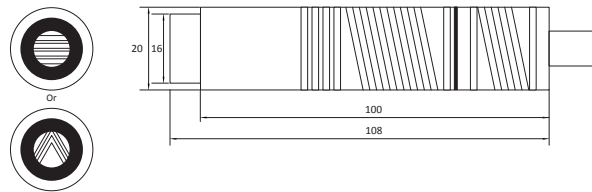
### DIMENSION DIAGRAM

All dimensions are in mm

ZLG-50R-2M/ZLG-100R-2M



ZLG-10R-P



Represented by:

Intech Systems Chennai Pvt. Ltd.  
S-2, Guindy Industrial Estate  
Chennai - 32. Ph: 044 4353 8888  
Email: [info@intechchennai.com](mailto:info@intechchennai.com)

**inno**  
[www.inno.sg](http://www.inno.sg)

© Rights Reserved